

Monthly Crime Report

January 2018



January 2018 Crime Report

Purpose:

The purpose of this report is to provide an analysis of crime and other police activities that occurred in the city of Camrose in the month of January 2018. The information is captured through Police records management systems and daily stats collection.

Disclaimer:

Statistics gathered for this report are based on the best available information at the time of drafting, and could be subject to change based on files being under investigation, or being reported at a later date.

Completed by:



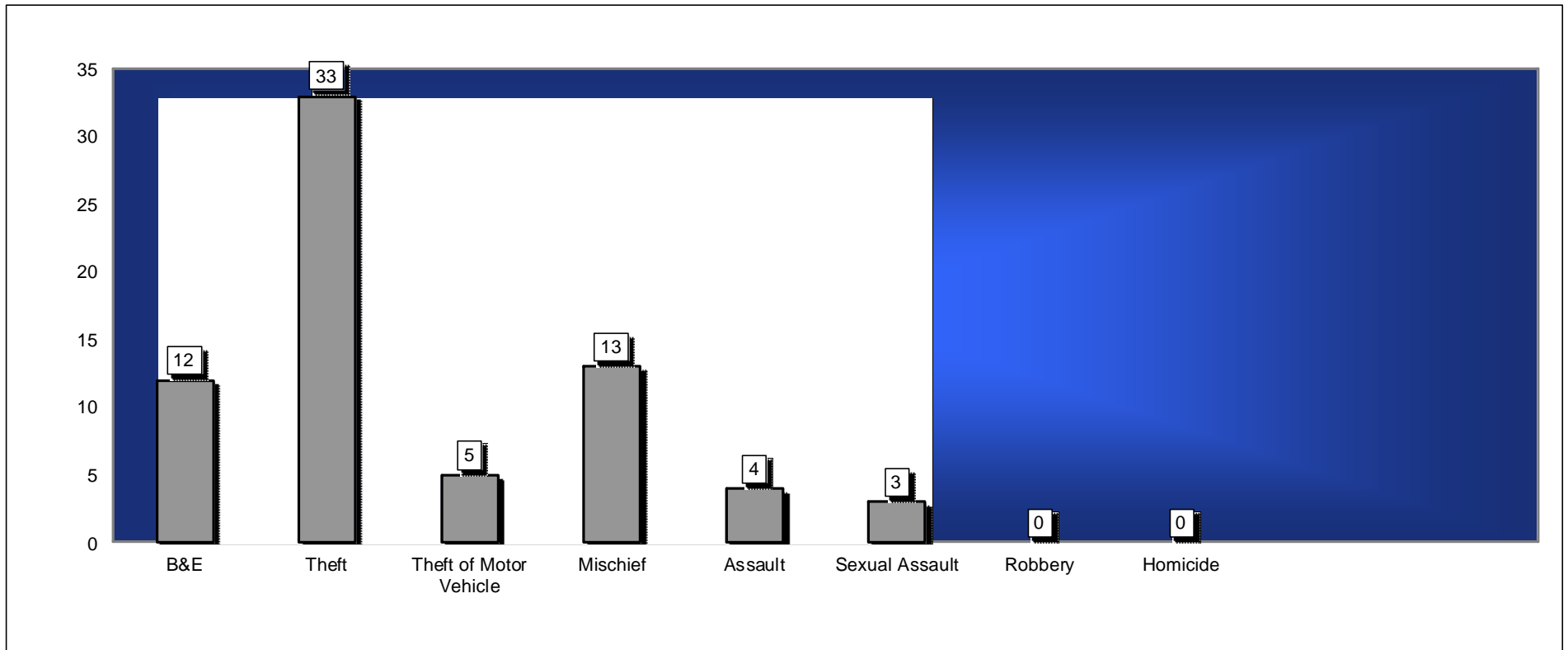
Barb Fowler
Crime Analyst



Sgt. John Corbett
i/c Major Crimes Unit

Eight Crime Indicators—January 2018

Number of occurrences for these 8 crime types



In January 2018, Break & Enters, Mischiefs and Thefts had the most occurrences of the 8 Crime Indicators.

There were 9 more Break and Enter occurrences in January 2018 than in January 2017. The most noteworthy of the Break & Enter investigations was a series of break & enters to laundry rooms of apartment buildings where money was stolen from the machines. A 37 year old Fort Saskatchewan man was identified as being responsible and was subsequently charged.

Thefts also increased from January 2017, with the majority of the occurrences being shoplifting. In particular, 10 of the occurrences were from a business who employs a full time Loss Prevention Officer.

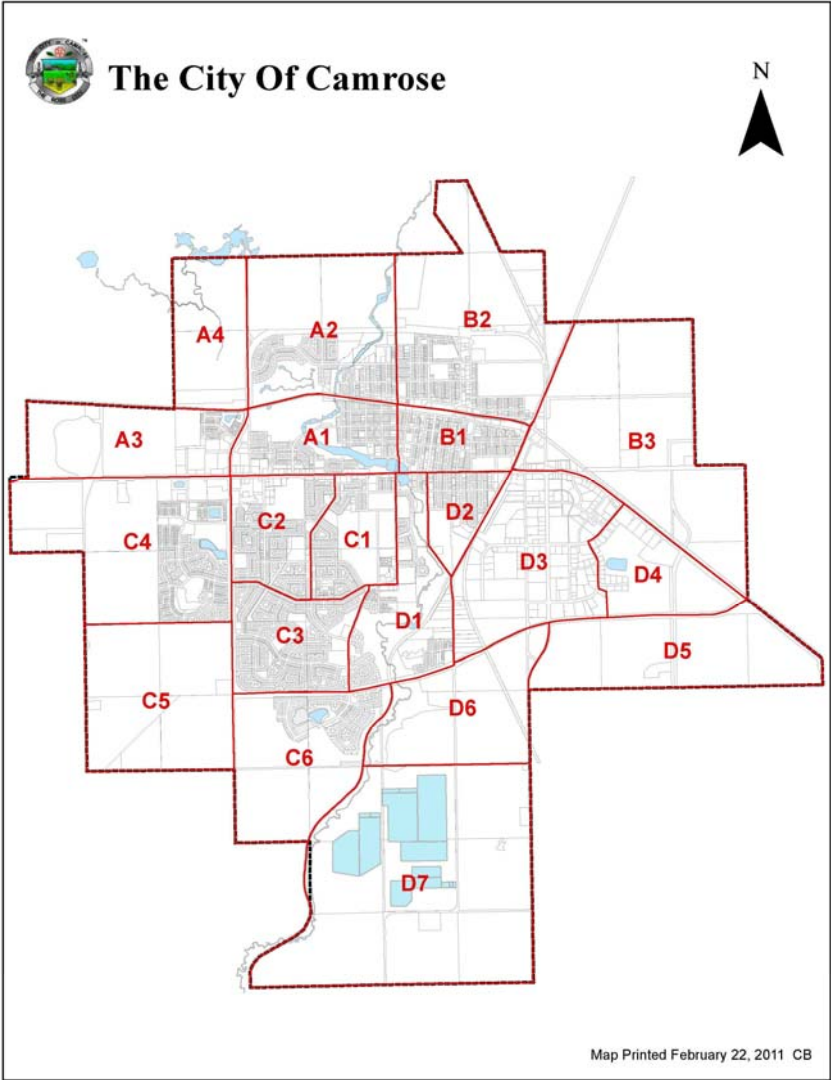
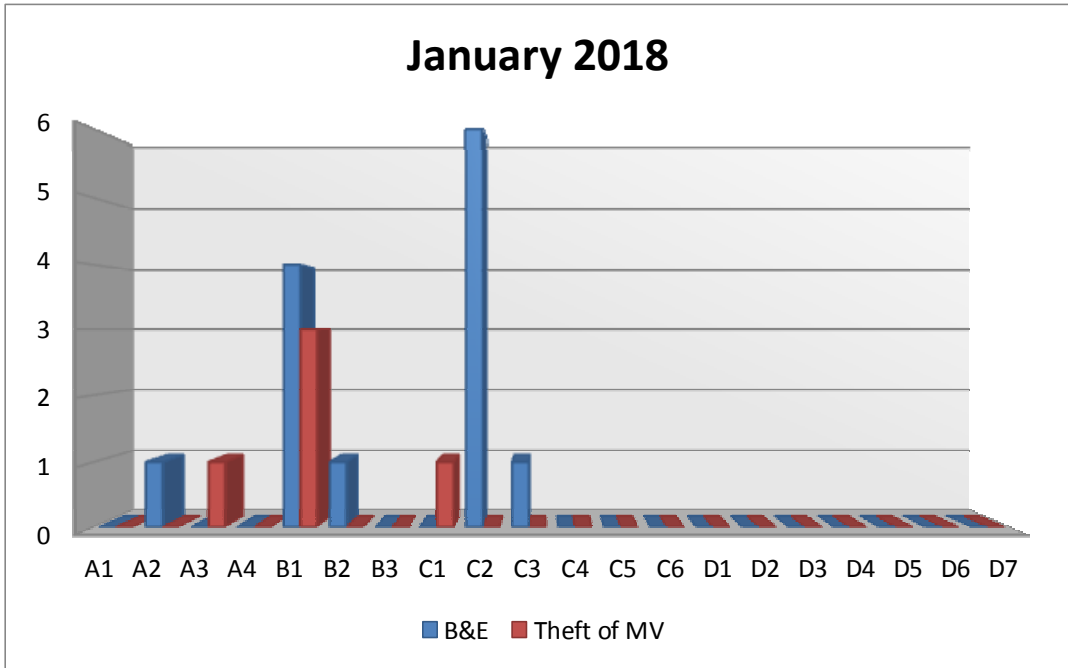
Eight Crime Indicators

Information obtained from daily stats collection and varied by the end of the Month due to scoring changes as a result of Police investigation.

January 2018

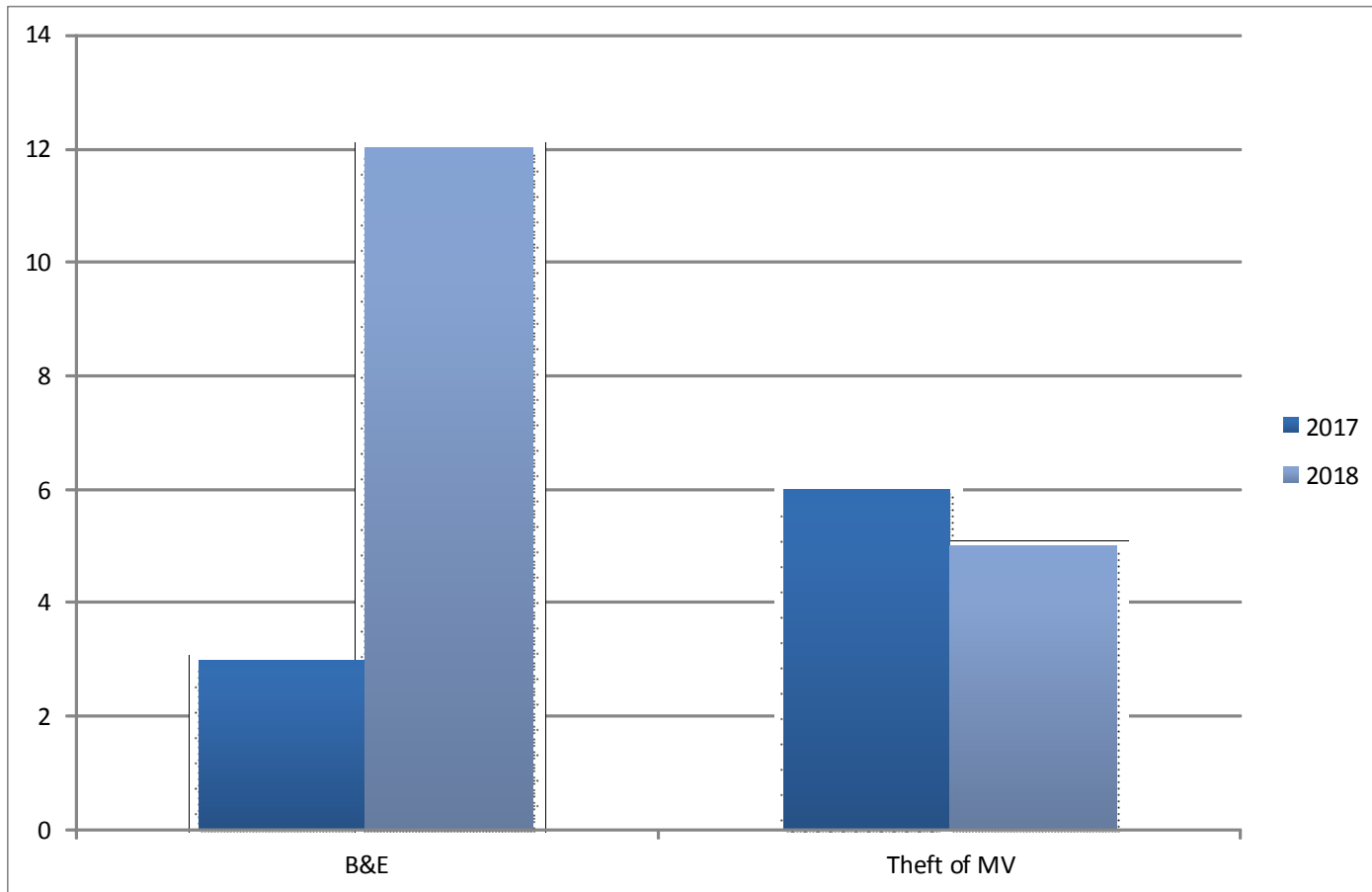
Sun	Mon	Tue	Wed	Thu	Fri	Sat
	<i>1</i> <i>Mischief</i> <i>Assault</i>	<i>2</i> <i>B&E</i>	<i>3</i> <i>B&E</i> <i>Theft</i>	<i>4</i> <i>Theft (x2)</i> <i>Theft of MV</i> <i>Sexual Assault (x3)</i>	<i>5</i>	<i>6</i> <i>B&E</i> <i>Theft</i>
<i>7</i> <i>Theft</i>	<i>8</i> <i>Theft (x5)</i>	<i>9</i> <i>Theft (x3)</i> <i>Mischief</i>	<i>10</i> <i>Theft (x3)</i> <i>Sexual Assault</i>	<i>11</i> <i>Theft</i> <i>Mischief</i>	<i>12</i> <i>Theft (x3)</i> <i>Theft of MV (x2)</i> <i>Assault</i>	<i>13</i>
<i>14</i> <i>Theft of MV</i> <i>Mischief</i>	<i>15</i> <i>B&E (x2)</i>	<i>16</i> <i>Mischief</i> <i>Sexual Assault</i>	<i>17</i> <i>Theft</i>	<i>18</i> <i>Mischief</i>	<i>19</i> <i>B&E (x2)</i> <i>Theft (x3)</i> <i>Theft of MV</i> <i>Mischief</i>	<i>20</i> <i>B&E</i> <i>Theft (x2)</i> <i>Assault</i>
<i>21</i> <i>Theft (x2)</i>	<i>22</i> <i>Mischief</i>	<i>23</i> <i>Theft (x2)</i> <i>Mischief</i>	<i>24</i> <i>B&E</i> <i>Theft</i> <i>Assault</i>	<i>25</i> <i>B&E</i> <i>Theft (x2)</i>	<i>26</i>	<i>27</i> <i>Mischief</i>
<i>28</i> <i>B&E</i>	<i>29</i> <i>B&E</i> <i>Theft</i>	<i>30</i> <i>B&E</i> <i>Theft</i>	<i>31</i> <i>B&E</i>			

Break & Enters and Theft of Motor Vehicle - Occurrence Zones



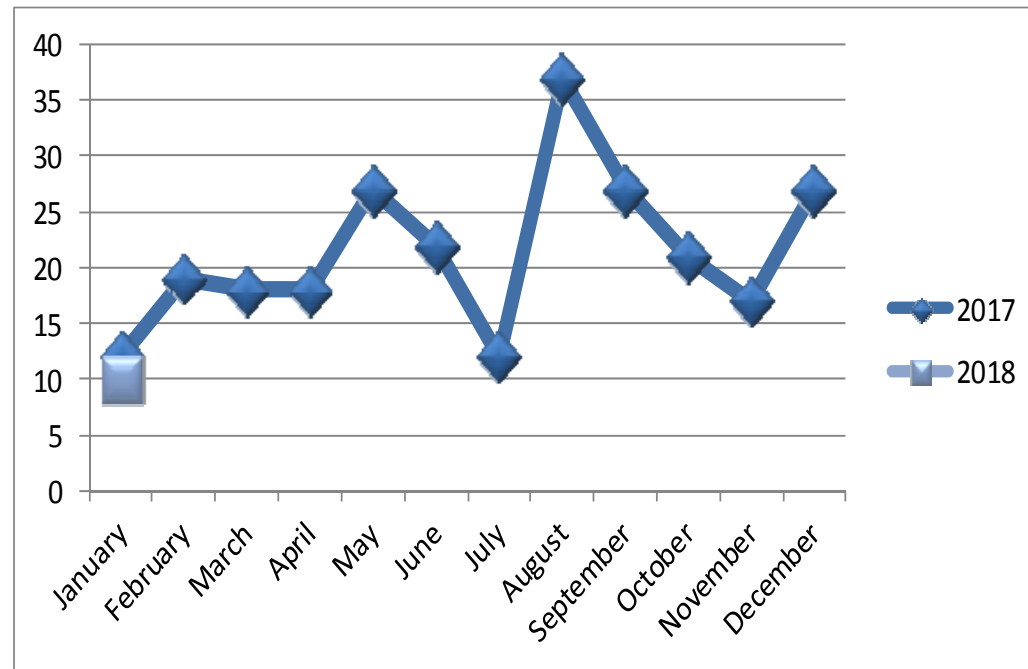
B&E and Theft of Motor Vehicles Compared

January 2017 to January 2018



CRIMES AGAINST PERSONS

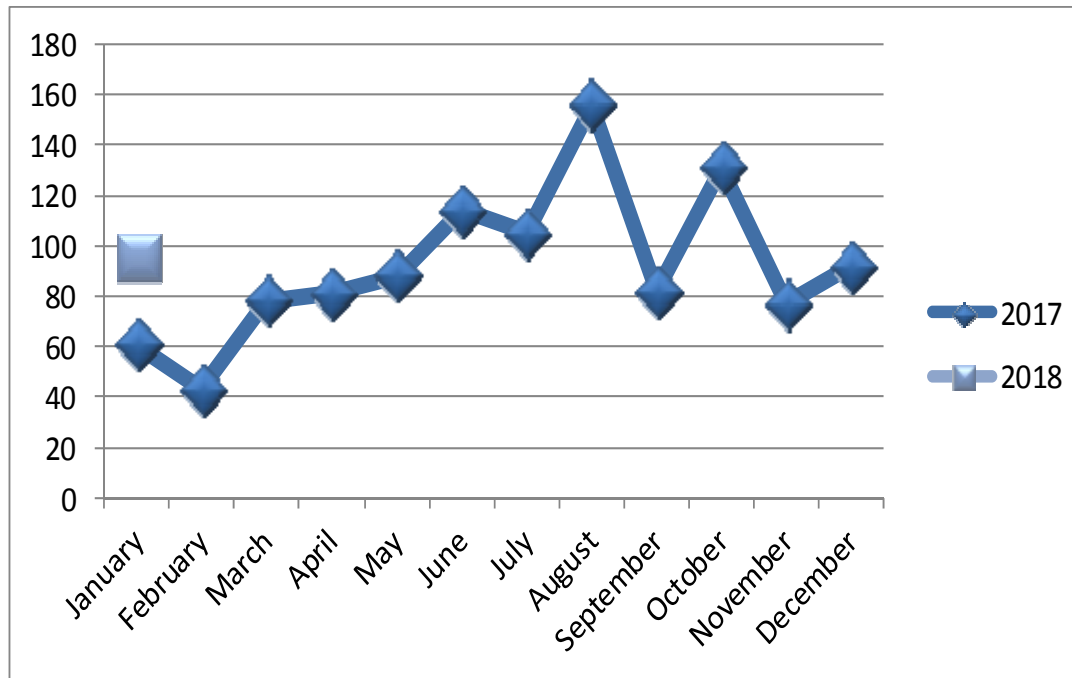
5 Year Monthly Average—24



The total number of Crimes against Persons was 10 in January 2018, compared to 12 in January 2017. The 5 year monthly average for Crimes against Persons is 24.

CRIMES AGAINST PROPERTY

5 Year Monthly Average—83

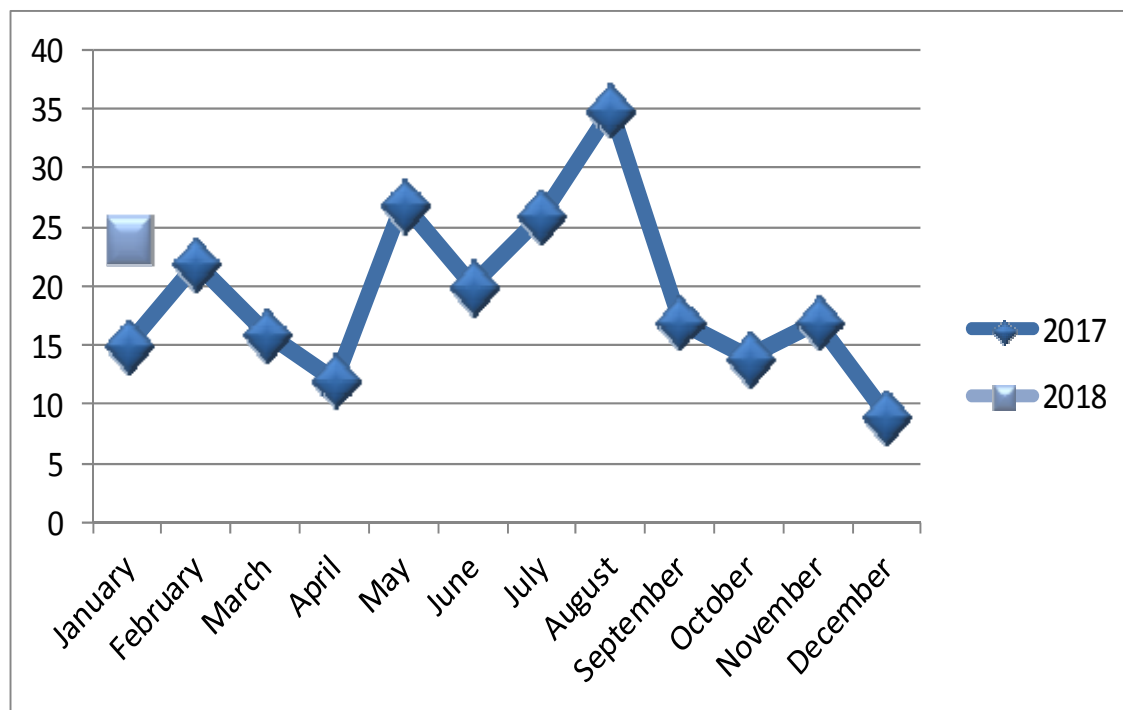


The total Crimes against Property in January 2018 was 96. This is an increase of 35 occurrences from January 2017, and above the 5 year monthly average of 83.

This increase is mostly as a result of the series of laundry room Break & Enter occurrences and shoplifting occurrences.

DRUG OCCURRENCES

5 Year Monthly Average—23



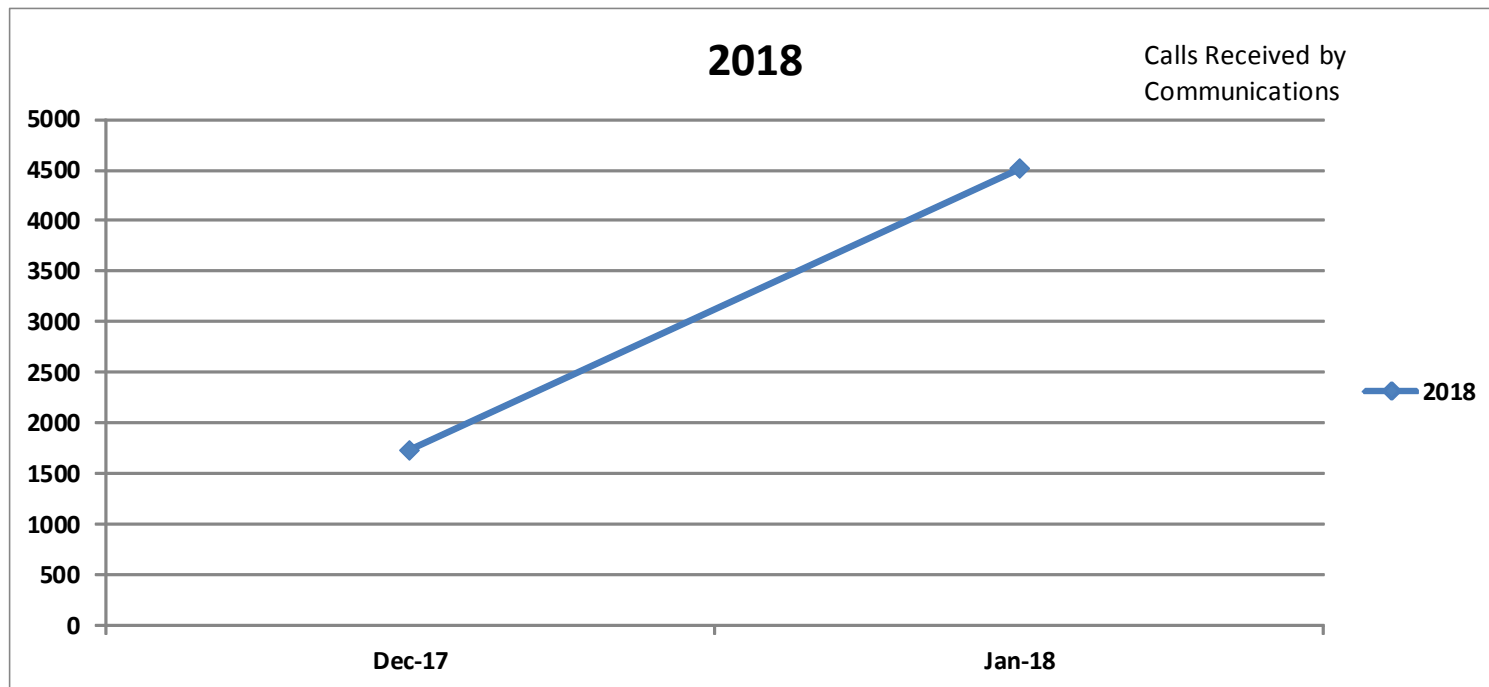
There were 24 drug offences reported in January 2018, which is 9 more than the number of drug occurrences in January 2017.

The most common drug occurrence was Possession of Marijuana, followed by Possession of Methamphetamine, and Possession of Cocaine.

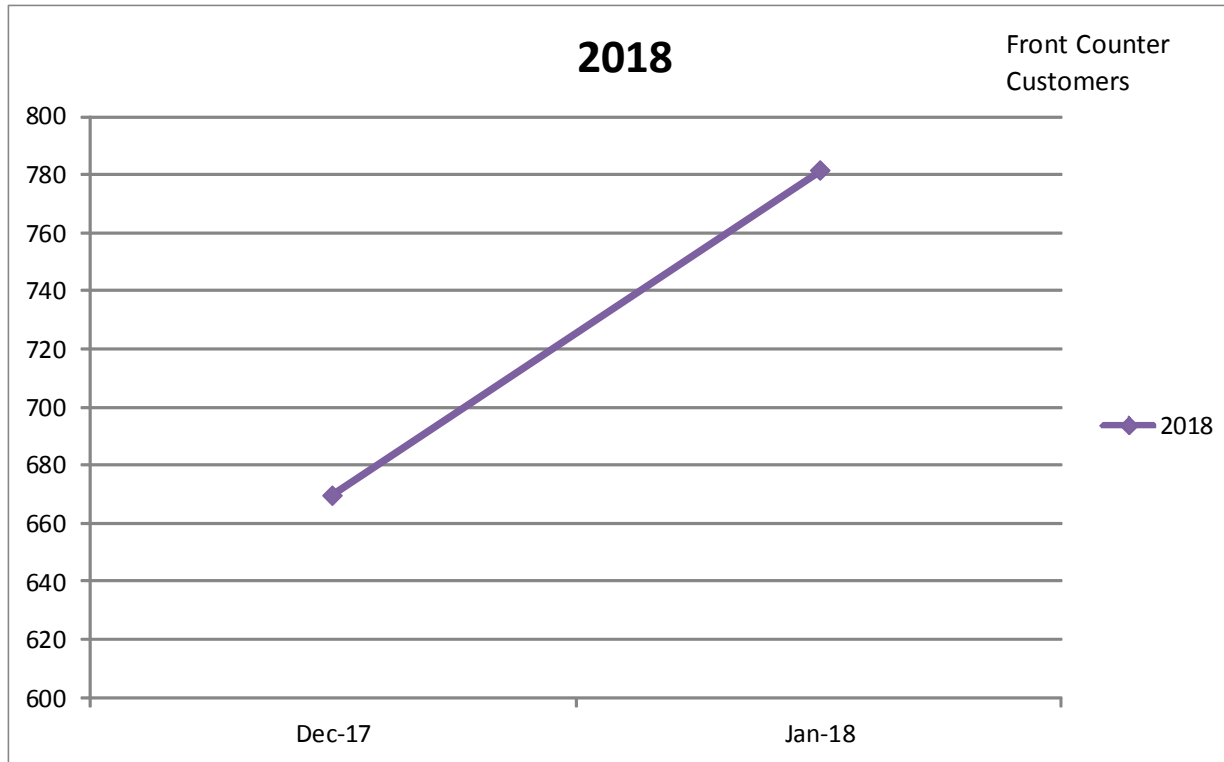
Calls Received by Communications

	December	January	February	March	April	May	June	July
Comm 1	610*	1884						
Comm 2	635*	2024						
911 Calls	487	604						
Totals	1732*	4512	0	0	0	0	0	0

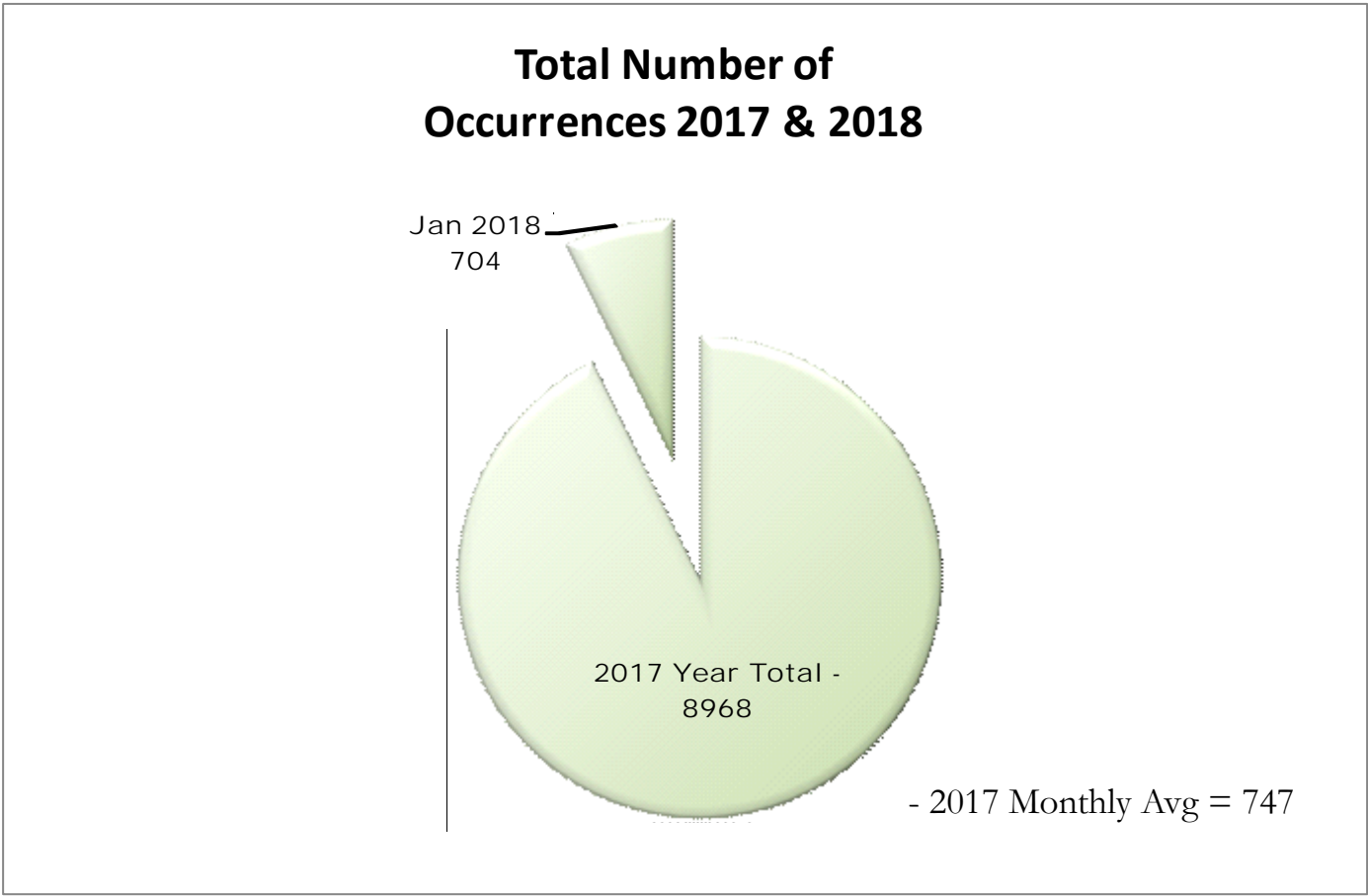
*Comm1/2 calls not calculated from Dec 17-30 due to recording issues



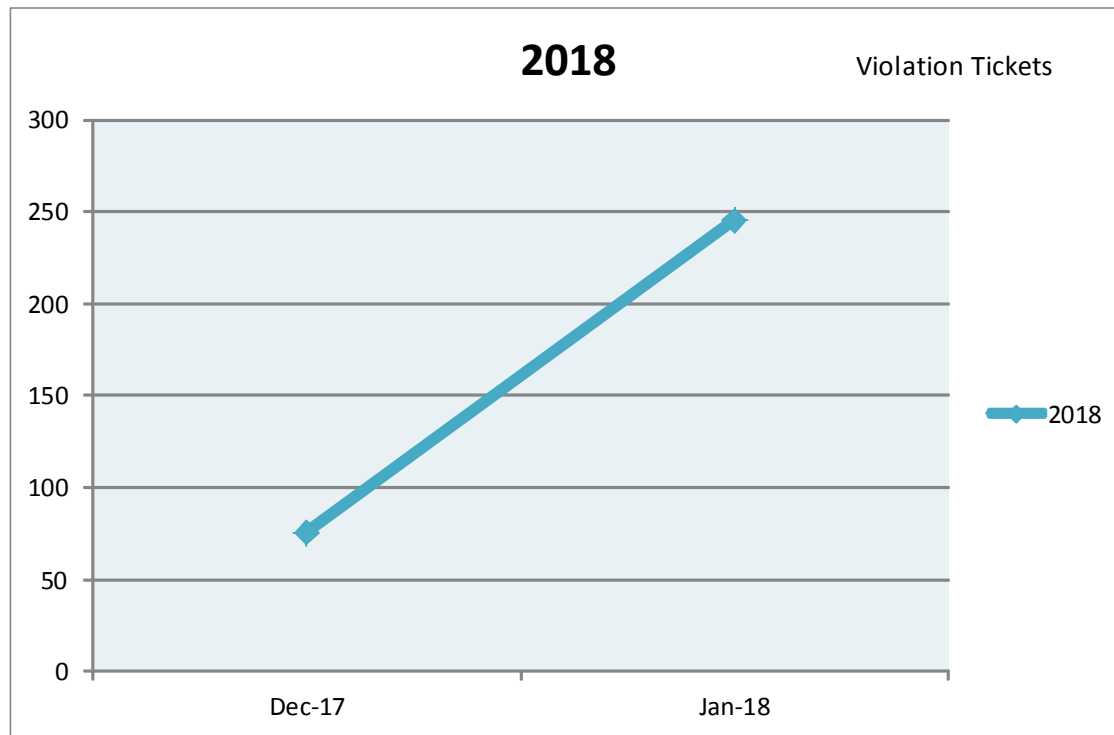
Front Counter Customers									
	December	January	February	March	April	May	June	July	
Motor Vehicle Collision	64	53							117
Police Information Checks	121	187							308
Complaint	72	60							132
Other	413	481							894
Totals	670	781	0	0	0	0	0	0	



Number of Occurrences									
	December	January	February	March	April	May	June	July	
Dispatched*	296	310							606
All Others**	255	394							649
Totals	551	704	0	0	0	0	0	0	



Violation Tickets										
		December	January	February	March	April	May	June	July	
Totals		76	245							
										321



CRIMES AGAINST PERSONS

	2017 Year Total	January 2017	January 2018	5 Year Average
HOMICIDE	0	0	0	0
ROBBERY	0	0	0	3
SEXUAL ASSAULT	24	3	3	18
ASSAULT	138	6	4	172
CRIMINAL HARRASSMENT	15	1	0	21
UTTERING THREATS	52	0	1	64

CRIMES AGAINST PROPERTY

	2017 Year Total	January 2017	January 2018	5 Year Average
BREAK AND ENTER	72	3	12	85
Business	19	3	2	27
Residential	30	0	5	31
Other (Detached Garage, shed)	23	0	5	27
THEFT OF MOTOR VEHICLES	65	6	5	56
Car	11	1	2	10
Truck/SUV	53	4	2	34
Motorcycle	0	0	0	1
Other (Van, ATV, Snowmobile, Boats, etc)	1	1	1	11
THEFT OVER \$5000	9	0	0	9
Theft from Motor Vehicles	4	0	0	2
Shoplifting Over \$5000	0	0	0	1
Other Thefts Over \$5000	5	0	0	7
THEFTS UNDER \$5000	446	27	33	390
Thefts from Motor Vehicles	98	8	4	124
Shoplifting Under \$5000	161	4	16	86
Other Thefts Under \$5000	187	15	13	181

CRIMES AGAINST PROPERTY Continued					
		2017 Year Total	January 2017	January 2018	5 Year Average
MISCHIEF		145	7	13	216
FRAUDS		188	10	20	125
	Credit Card	36	0	2	18
	General Fraud	138	10	18	101
	Forgery & Uttering	10	0	0	2
	Other (Counterfeiting, Personation)	4	0	0	3
		2017 Year Total	January 2017	January 2018	5 Year Average
DRUG OFFENCES					
POSSESSION		151	14	23	211
	Cocaine	22	2	4	24
	Marihuana	95	5	13	140
	Other	34	7	6	47
TRAFFICKING/POSSESSION FOR THE PURPOSE OF TRAFFICKING		34	2	0	42
	Cocaine	19	1	0	22
	Marihuana	4	0	0	9
	Other	11	1	0	5