

# Monthly Crime Report

January 2019



# January 2019 Crime Report

## Purpose:

The purpose of this report is to provide an analysis of crime and other police activities that occurred in the City of Camrose in the month of January 2019. The information is captured through Police records management systems and daily stats collection.

## Disclaimer:

Statistics gathered for this report are based on the best available information at the time of drafting, and could be subject to change based on files being under investigation, or being reported at a later date.

Completed by:



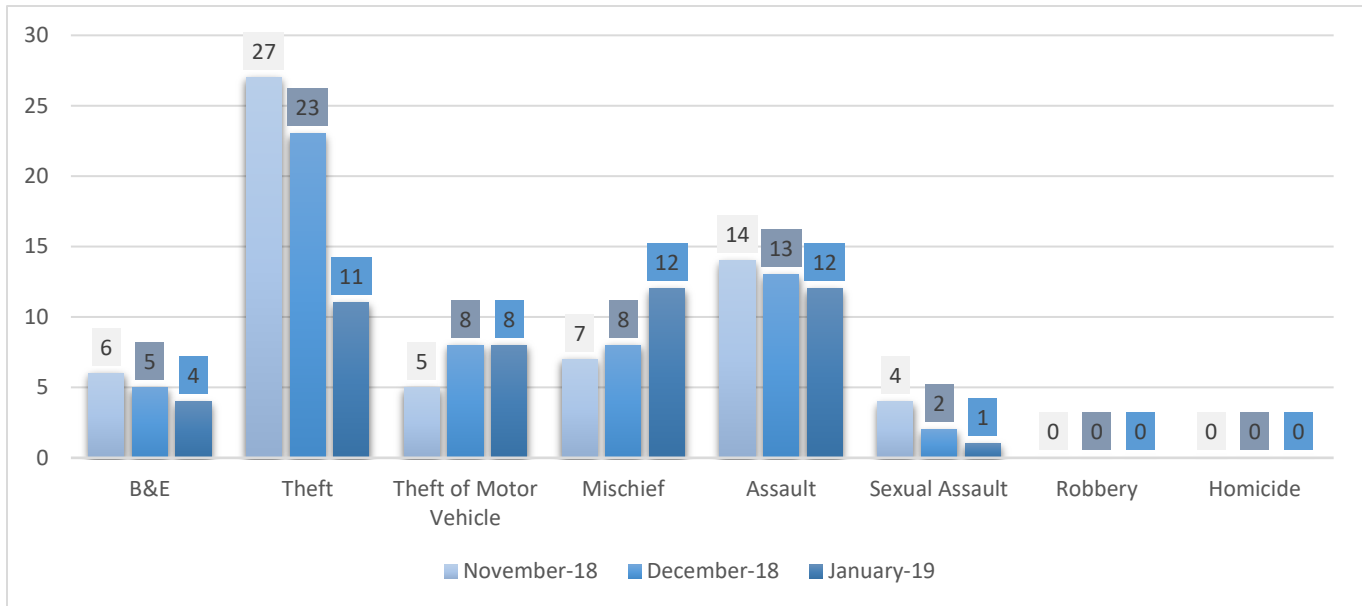
Barb Fowler  
Crime Analyst



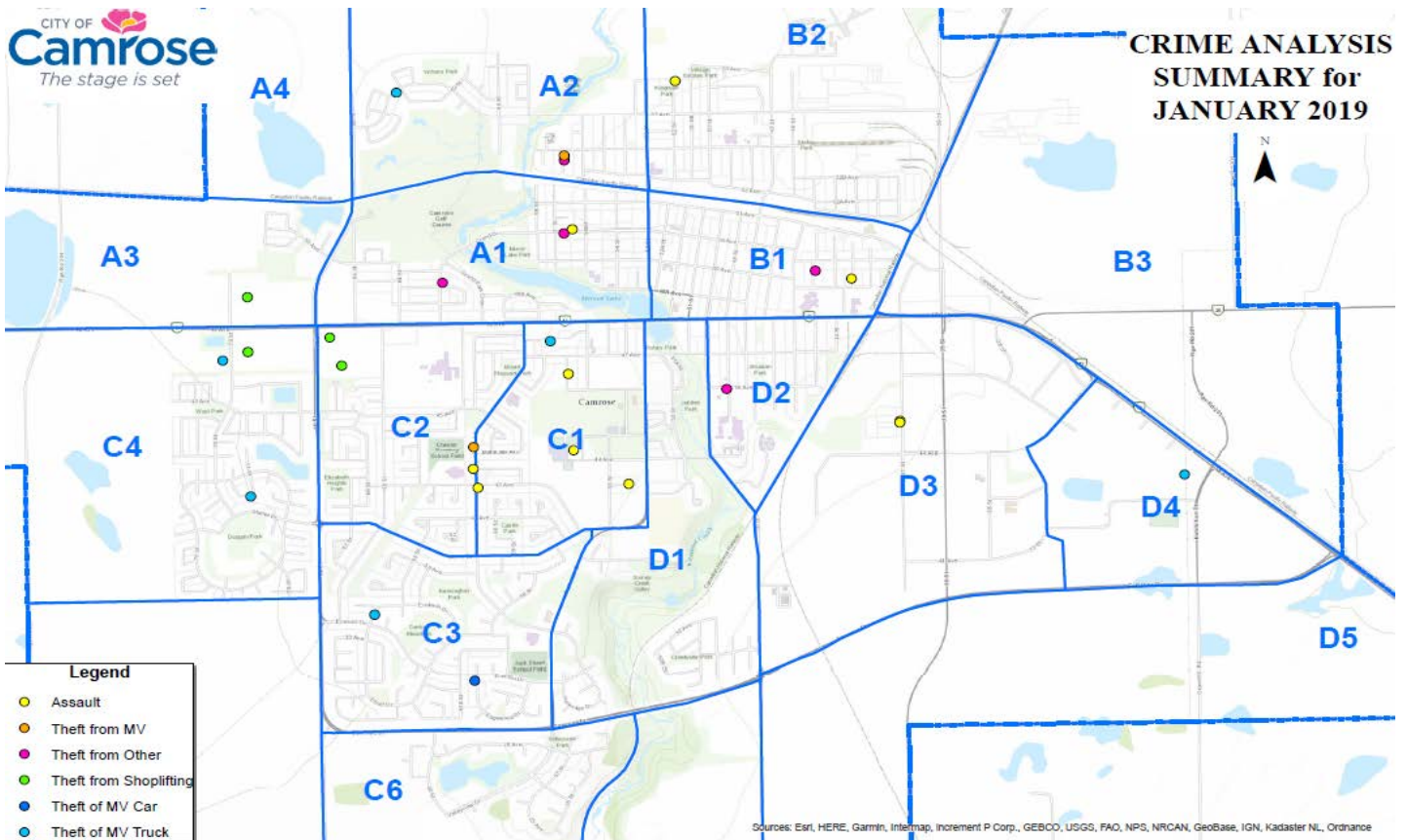
Craig Ferguson  
Sgt. I/C Major Crimes Unit

# Eight Crime Indicators – January 2019

Number of Occurrences for these 8 Crime Types



CITY OF Camrose  
The stage is set



## 2019 Monthly Total of Eight Crime Indicators:

January 48

### Overview:

January 2019 recorded the lowest monthly total of the Eight Crime Indicators compared to all of 2018. Decreases occurred in all of the indicators excluding; Theft of Motor Vehicle, which remained the same, and Mischief, which saw an increase of four (4) reported occurrences. Overall, a 31% decrease was noted in January of 2019 compared to January 2018. Extreme cold weather experienced during this month may have played a factor in this decrease.

Nine (9) of the twelve (12) Assault occurrences were as a result of domestic violence. The subjects involved in eight (8) of these occurrences have a documented repeat history of domestic violence. The remaining three (3) occurrences involved an assault at a group home and a disagreement between subjects known to each other which turned physical and two (2) people were assaulted. Four (4) of the nine (9) domestic violence occurrences were reported to have occurred on the weekend.

The category of Mischief saw an increase of four (4) reported occurrences, in which three (3) involved vehicle tires being slashed in various locations within the City.

Thefts decreased 67% in January 2019 compared to January 2018. In four (4) of the five (5) reported occurrences of Other Theft Under, the victim and suspect were known to each other, however no charges were laid in these matters. Both of the Thefts from Motor Vehicles involved stolen licence plates, and there were four (4) reports of shoplifters.

The total reported occurrences of crimes against property, crimes against persons and drug occurrences decreased by 41 occurrences in January of 2019 compared to January of 2018, which is a decrease of 26%.

Due to the legalization of Cannabis Marihuana in 2018, the category was changed from Cannabis Marihuana to Methamphetamine on the last page of this report.

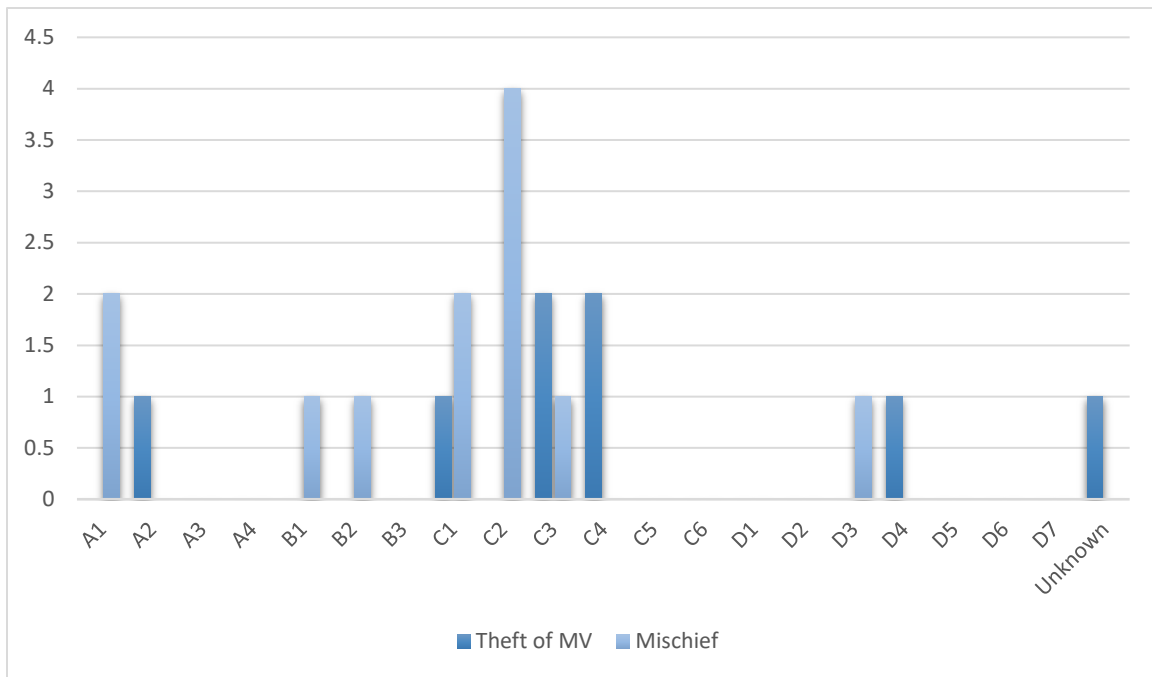
# Eight Crime Indicators

Information obtained from daily stats collections which varied by the end of the month due to scoring changes as a result of Police investigation.

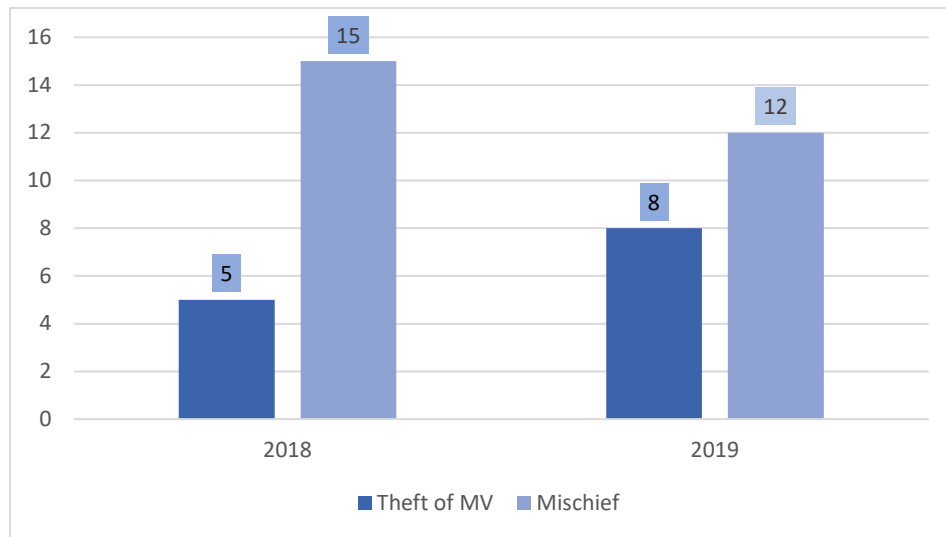
## January 2019

Sunday	Monday	Tuesday	Wednesday	Thursday	Friday	Saturday
		1 Theft	2 Mischief	3 B&E Theft of MV Mischief (x2)	4	5 Theft Assault Sexual Assault
6 Theft	7 Theft of MV	8 Theft of MV Assault (x2)	9 Theft Theft of MV	10 Assault	11 Theft	12 Theft Assault
13 B&E Assault	14 Theft (x2)	15 B&E	16 Theft (x2) Mischief	17 B&E Sexual Assault	18 Theft Theft of MV (x2) Mischief	19
20 Theft Theft of MV	21 Mischief	22 Mischief	23 Mischief Assault	24 Theft Mischief Assault Sexual Assault	25	26
27 B&E Theft Mischief Assault	28	29 Mischief	30 Mischief (x2)	31		

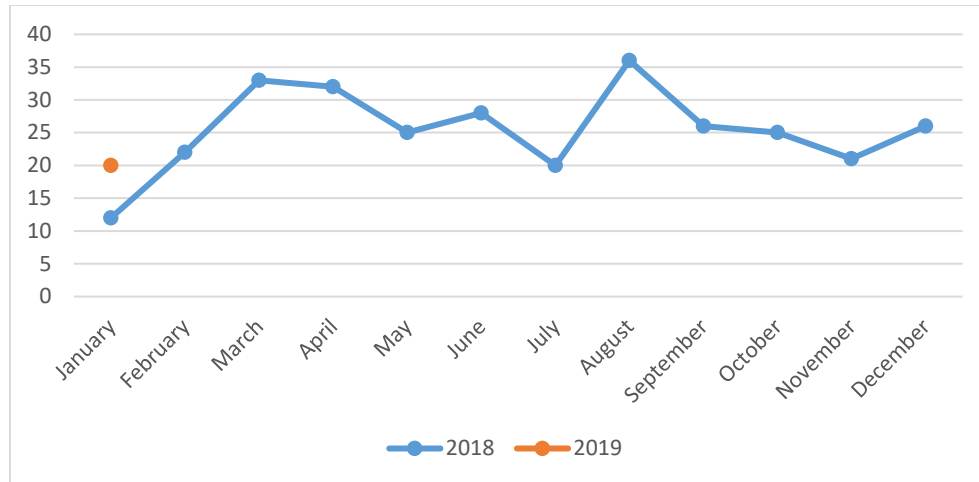
# Theft of MV & Mischief – Occurrence Zones



## Theft of MV & Mischief January 2018 to January 2019

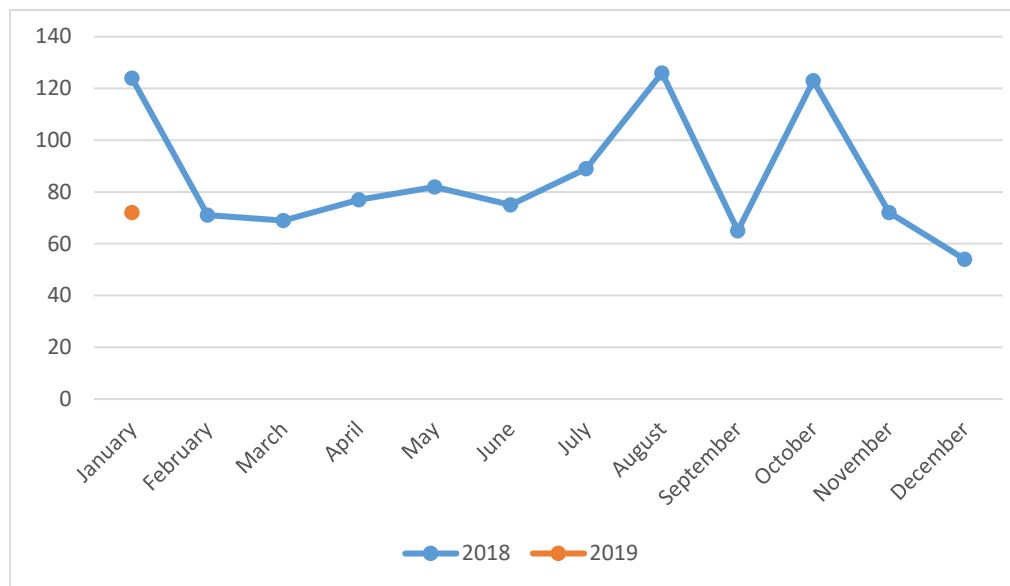


## Crimes Against Persons 5 Year Monthly Average – 24



The total number of Crimes against Persons was 20 in January of 2019, compared to 12 in January of 2018.

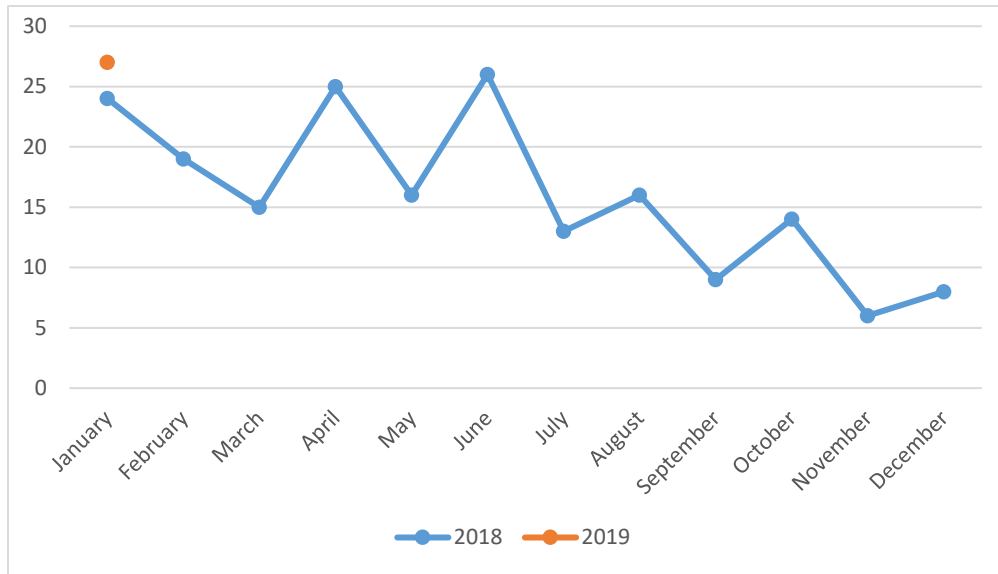
## Crimes Against Property 5 Year Monthly Average – 84



The total number of Crimes against Property in January 2019 was 72, compared to 124 in January of 2018.

## Drug Occurrences

### 5 Year Monthly Average – 22



There were 27 drug offence occurrences in January of 2019, compared to 24 in January of 2018.

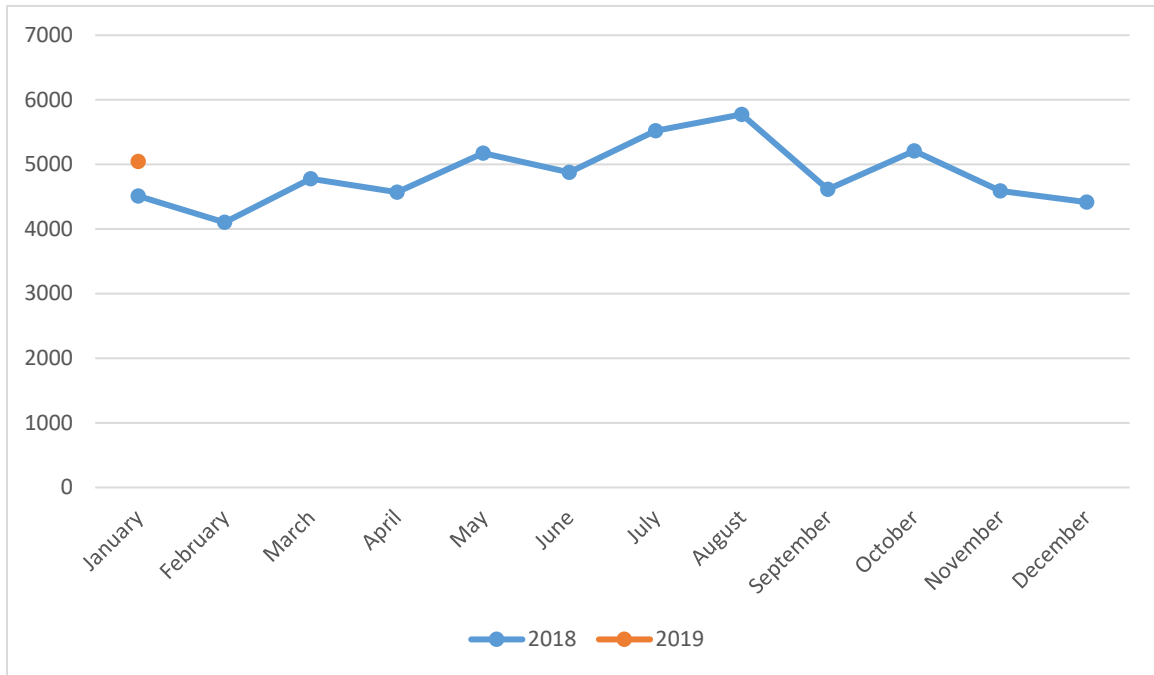
## Theft of Motor Vehicles

Date Reported	Occurrence Address	Zone	Attempted/Completed	Vehicle	Recovered	Recovery Location	Locked/Unlocked
Jan 7/19	54 Avenue & 6400 Block	A2	Completed	Truck	Yes	Bawlf	Locked
Jan 8/19	47A Avenue & 5700 Block	C1	Completed	SUV	Yes	Camrose	Locked
Jan 9/19	Erickson Drive & 3600 Block	C3	Completed	Truck	Yes	Edmonton	Locked
Jan 15/19	Unknown		Take MV without Owner's Consent	SUV	Yes	Camrose	
Jan 17/19	59 Street & Edgewood Drive	C3	Completed	Car	Yes	Edmonton	Unknown
Jan 18/19	73 Street & 4700 Block (Hotel)	C4	Completed	Truck	Yes	Edmonton	Unlocked
Jan 20/19	48 Avenue & 3800 Block (Hotel)	D4	Completed	Truck	Yes	Wainwright (MVA)	Locked
Jan 21/19	42 Avenue & 7100 Block	C4	Completed	Truck	Yes	Camrose	Unknown



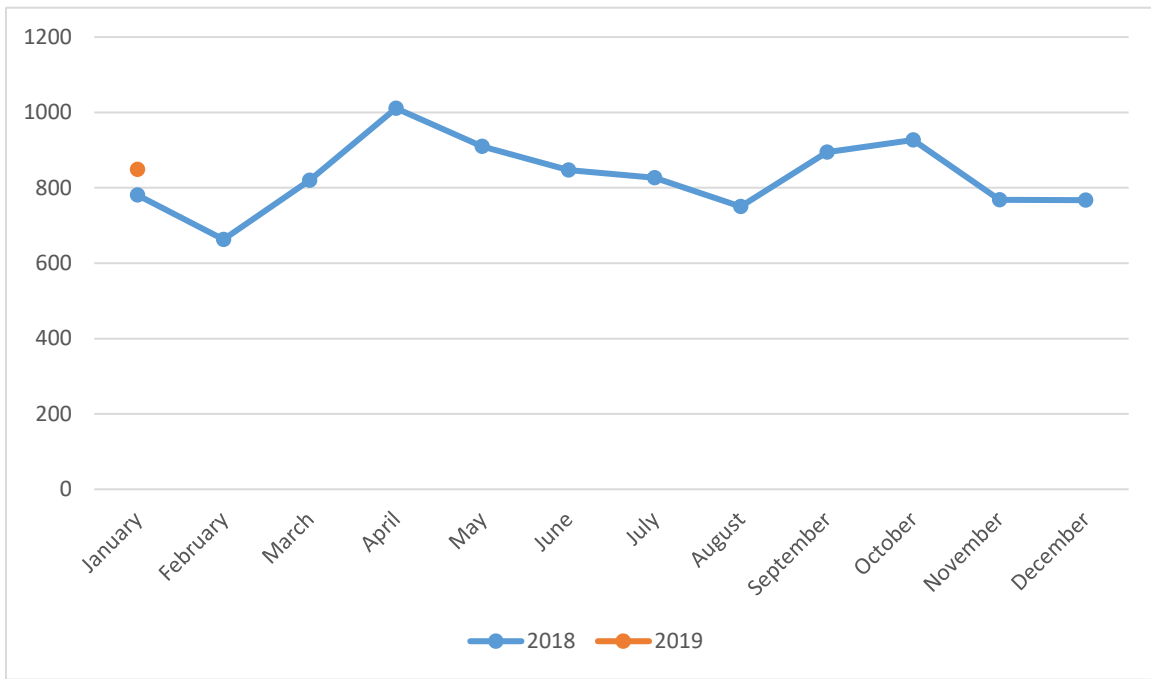
# Calls Received by Communications

	January	February	March	April	May	June	July
Comm 1	1995						
Comm 2	2390						
911 Calls	662						
<b>Totals</b>	5047						



# Front Counter Customers

	January	February	March	April	May	June	July
MVC	50						
PIC	147						
Complaint	93						
Other	559						
<b>Totals</b>	<b>849</b>						

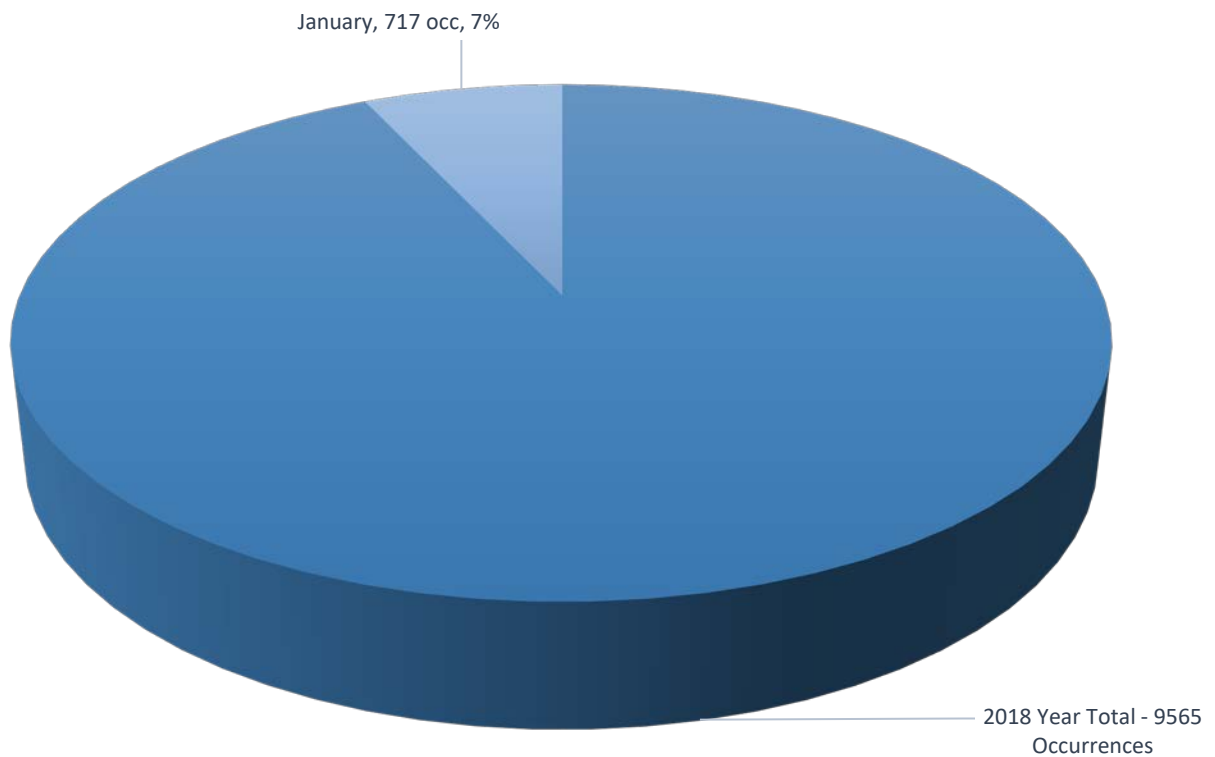


Note: The “Other” category captures situations where the public is attending the front counter to either pick up their Police Information Checks, Motor Vehicle Collisions, Court documents or make a general inquiry. It further contains situations where the public attends the Police Station, however does not have the required documents to complete a Police Information Check or Motor Vehicle Collision, volunteers attending the building and delivery personnel.

# Number of Occurrences

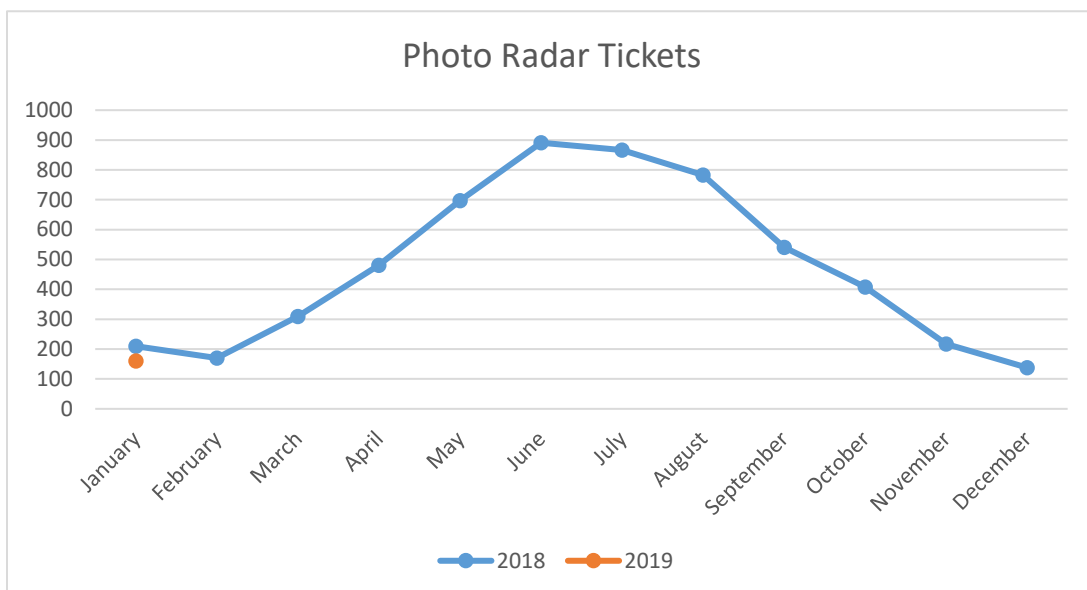
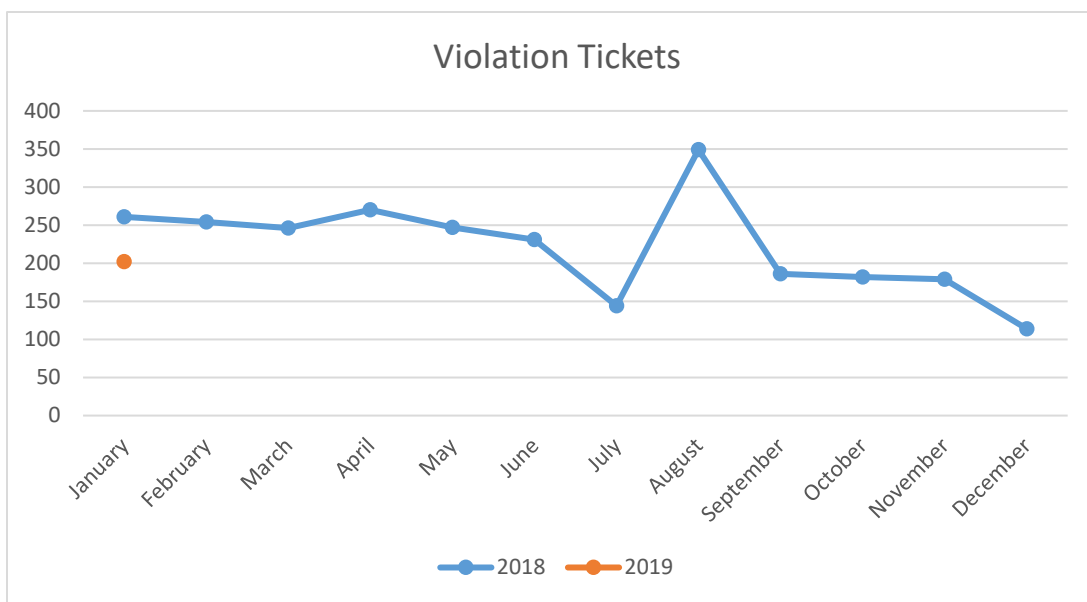
	January	February	March	April	May	June	July
Dispatched	300						
Total Occurrences	717						

## 2019 Occurrences



# Violation Tickets Issued

	January	February	March	April	May	June	July
Violation Tickets	202						
Photo Radar	160						
Total	362						



## Monthly Comparisons

<b>Crimes Against Persons</b>					
	Compared to same month last year	2018 Yr Total	Jan 2018	Jan 2019	5 Yr Average
Homicide	↔	0	0	0	0
Robbery	↔	2	0	0	3
Sexual Assault	↓	35	2	1	22
Assault	↑	166	5	12	169
Criminal Harassment	↑	16	0	1	18
Uttering Threats	↑	62	2	4	58
<b>Crimes Against Property</b>					
	Compared to same month last year	2018 Yr Total	Jan 2018	Jan 2019	5 Yr Average
Break and Enter	↓	120	11	4	92
Business	↓	35	2	1	30
Residential	↓	44	4	2	34
Other (Detached Garden Shed)	↓	40	5	1	28
Theft of Motor Vehicles	↑	60	5	8	62
Car	↓	12	2	1	11
Truck/SUV	↑	42	2	7	38
Motorcycle	↔	0	0	0	1
Other (Van, ATV, Snowmobile, boat, etc)	↓	6	1	0	12
Theft Over \$5,000	↔	10	0	0	9
Theft from Motor Vehicles	↔	0	0	0	2
Shoplifting Over \$5,000	↔	0	0	0	1
Other Thefts Over \$5,000	↔	10	0	0	7
Thefts Under \$5,000	↓	414	35	11	401
Thefts from Motor Vehicles	↔	92	2	2	120
Shoplifting Under \$5,000	↓	157	17	4	108
Other Thefts Under \$5,000	↓	165	16	5	174

## Monthly Comparisons (cont'd)

<b>Crimes Against Property Continued</b>						
		Compared to same month last year	2018 Yr Total	Jan 2018	Jan 2019	5 Yr Average
Mischief		↓	123	15	12	185
Frauds		↓	168	33	26	141
	Credit Card	↓	16	3	1	19
	General Fraud	↔	140	25	25	116
	Forgery & Uttering	↓	9	5	0	3
	Other (Counterfeiting, Personation)	↔	3	0	0	4
<b>Drug Offences</b>						
		Compared to same month last year	2018 Yr Total	Jan 2018	Jan 2019	5 Yr Average
Possession		↓	167	23	17	215
	Cocaine	↓	20	4	1	24
	Methamphetamine	↓	42	5	4	37
	Other	↑	63	6	12	57
Trafficking/Possession for the Purpose of Trafficking		↑	25	1	8	38
	Cocaine	↑	7	1	6	18
	Methamphetamine	↑	8	0	2	8
	Other	↔	10	0	0	12