

Monthly Crime Report

March 2019



March 2019 Crime Report

Purpose:

The purpose of this report is to provide an analysis of crime and other police activities that occurred in the City of Camrose in the month of March 2019. The information is captured through Police records management systems and daily stats collection.

Disclaimer:

Statistics gathered for this report are based on the best available information at the time of drafting, and could be subject to change based on files being under investigation, or being reported at a later date.

Completed by:



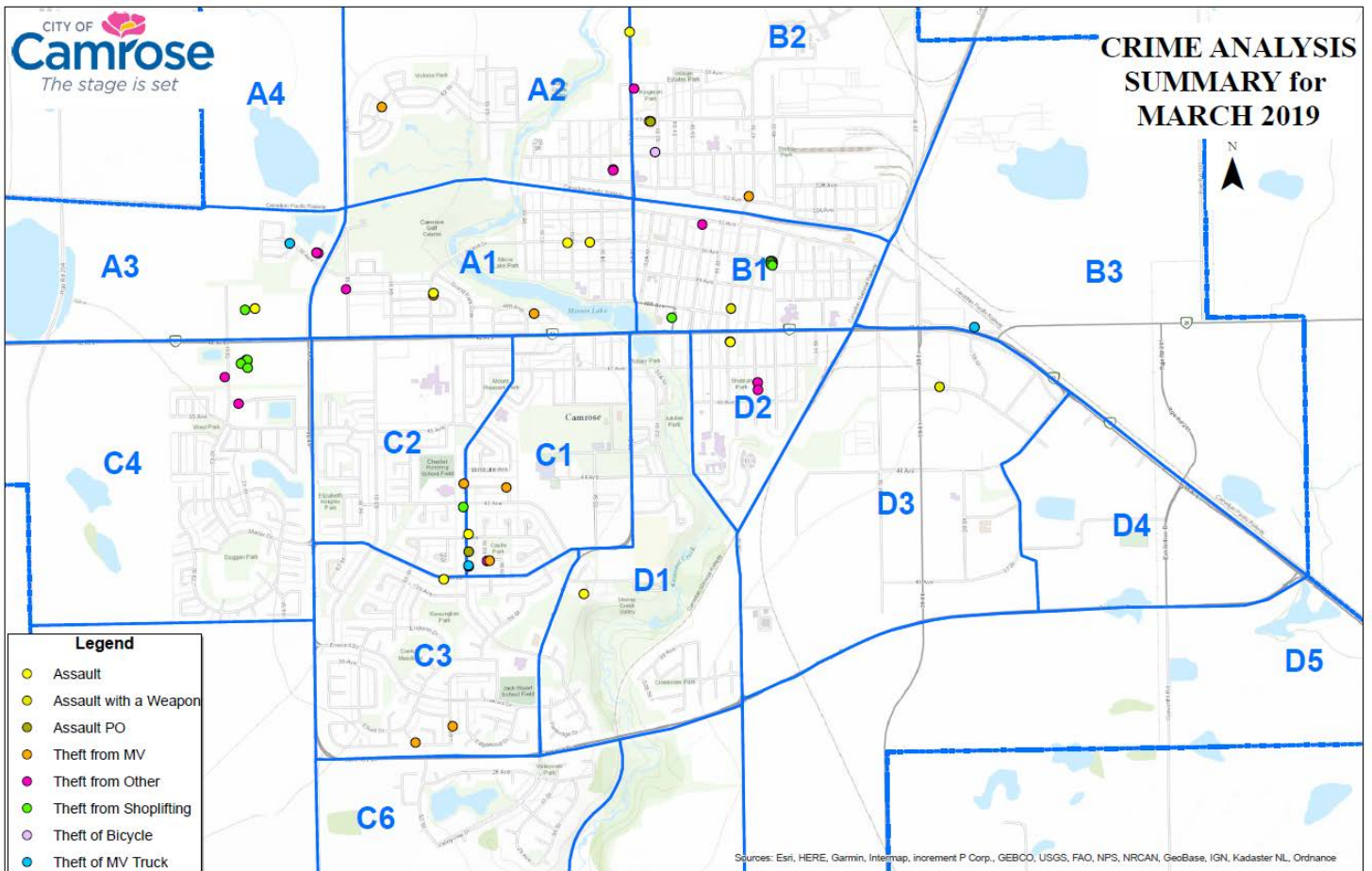
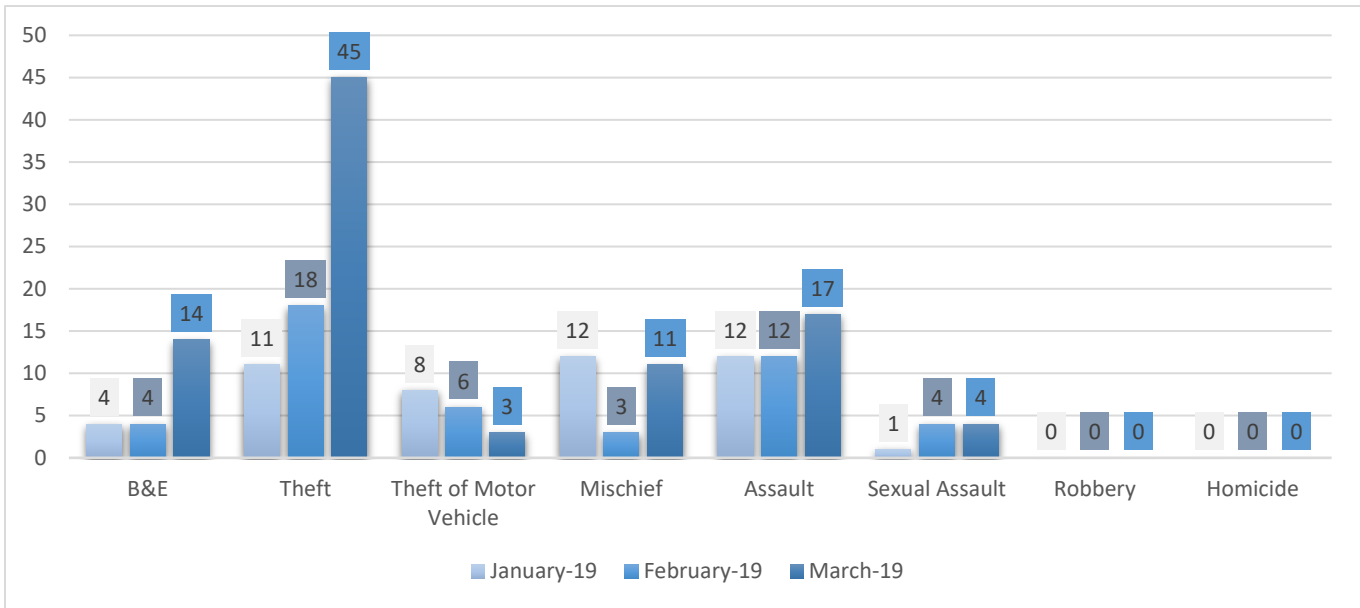
Barb Fowler
Crime Analyst



Craig Ferguson
Sgt. I/C Major Crimes Unit

Eight Crime Indicators – March 2019

Number of Occurrences for these 8 Crime Types



2019 Monthly Total of Eight Crime Indicators:

January	48	February	47	March	94
---------	----	----------	----	-------	----

Overview:

The Eight Crime Indicators occurrences for March 2019, doubled from February 2019.

A significant increase was noted in Break & Enter occurrences, from four (4) reported occurrences to 14 reported occurrences. The majority of these occurrences were as a result of compound or storage unit Break & Enters which accounted for 10 of the 14 occurrences. One (1) Break & Enter occurred at a local business where five (5) long rifles were stolen.

Theft occurrences increased 150%, from 18 reported occurrences in February 2019, to 45 reported occurrences in March 2019. Four (4) trailers (utility & dump) were stolen in March 2019, with only one (1) trailer having been recovered. A local business reviewed their video surveillance which resulted in nine (9) separate reported occurrences of theft at this one (1) location. Although there appears to be a spike in theft occurrences, March 2019 is parallel to March 2018 where there were 37 reported occurrences and more in line with the first quarter stats of 2018 as January/February 2019 reported occurrences were below average. A review of the stolen property included such items as tools and a tool box, empty bottles, an extension cord, ashtray, phone chargers, cell phones, medical prescriptions, a licence plate, a tail gate of a truck, fuel, a wallet, etc.

Three (3) occurrences of theft of motor vehicle were reported in March 2019. A review of these reported occurrences determined one (1) theft of vehicle was as a result of a domestic dispute where the complainant has requested no Police investigation. A second occurrence involved the theft of a vehicle by a roommate, and the third occurrence was as a result of a fraudulent transaction at a local business.

March 2019 had 11 reported occurrences of Mischief, which is an increase of nine (9) reported occurrences from February 2019. Seven (7) of 11 occurrences consisted of damage occurring to motor vehicles, ie: slashed tires, scratches or dents.

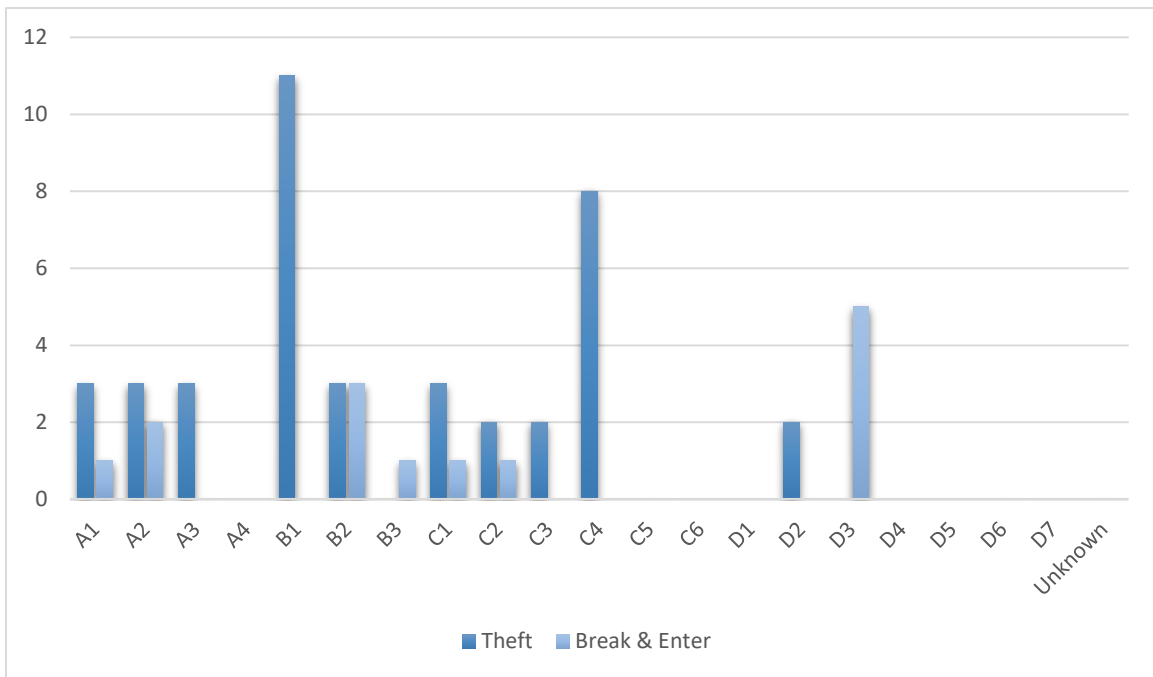
Assault occurrences recorded a 42% increase, from 12 reported occurrences in February 2019, to 17 reported occurrences in March 2019. Twelve (12) of the 17 occurrences involved domestic or familial violence. The remaining occurrences involved incidents of road rage, bar fights and disputes between friends and neighbors. The use of intoxicants could only be confirmed in five (5) of the 17 occurrences.

Eight Crime Indicators

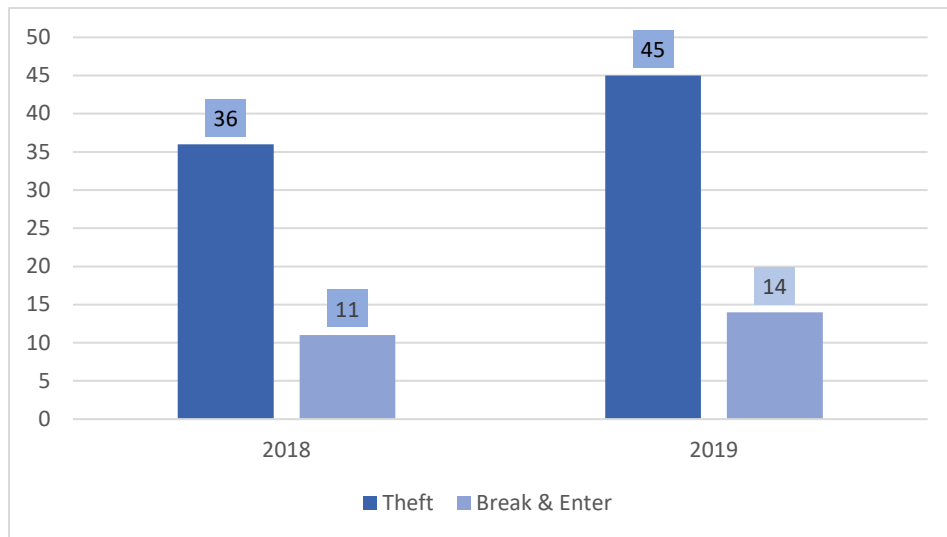
Information obtained from daily stats collections which varied by the end of the month due to scoring changes as a result of Police investigation.

March 2019						
Sunday	Monday	Tuesday	Wednesday	Thursday	Friday	Saturday
					1 B&E	2 B&E (x2) Mischief
3 Theft	4 B&E	5 B&E Assault Sexual Assault	6 B&E Theft (x2) Sexual Assault	7 B&E (x2)	8 Theft	9 Theft (x2) Assault (x2)
10 B&E Mischief	11 Theft (x3)	12 B&E Theft	13 Theft (x2) Mischief	14 Theft (x2)	15 Theft Assault	16 Theft Theft of MV Mischief
17 B&E	18 Theft Mischief Assault (x2) Sexual Assault	19 B&E Theft Assault	20 Theft (x2) Assault Sexual Assault	21 Theft	22 Assault	23 Theft
24	25 Theft (x2) Assault	26 Theft	27 Theft Mischief	28 Theft	29 B&E (x2) Theft of MV	30 Theft Assault
31 Mischief Assault						

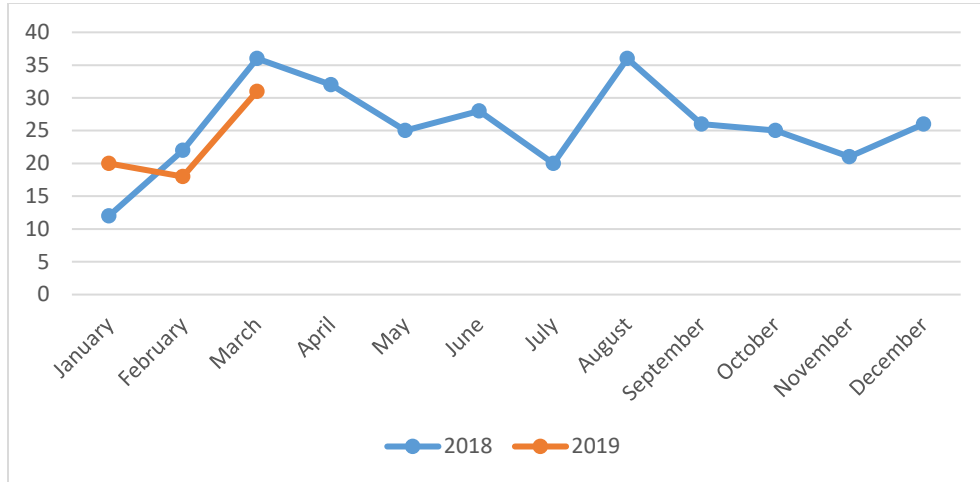
Theft and Break & Enter – Occurrence Zones



Theft and Break & Enter March 2018 to March 2019

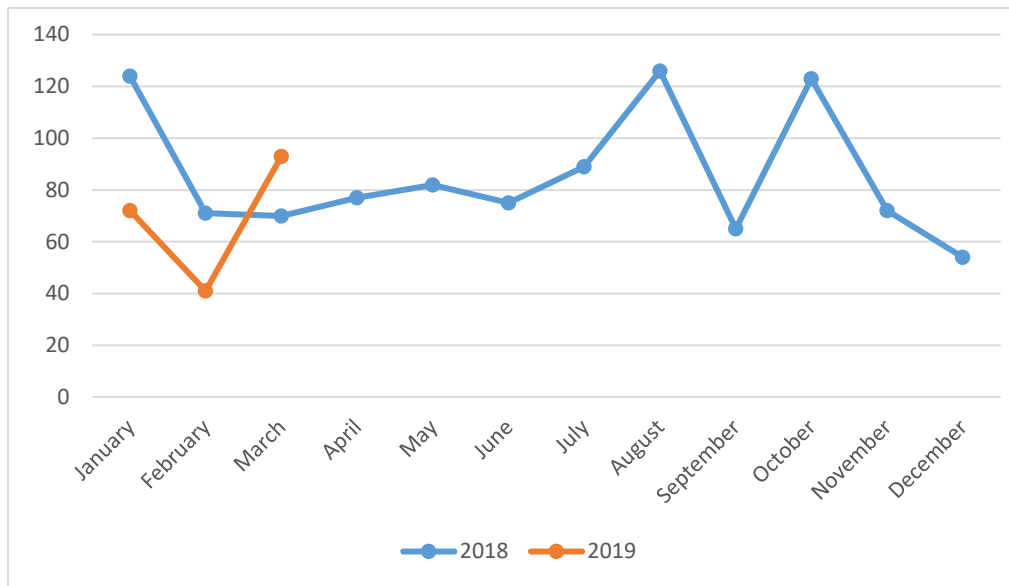


Crimes Against Persons 5 Year Monthly Average – 24



The total number of Crimes against Persons was 31 in March of 2019, compared to 36 in March of 2018.

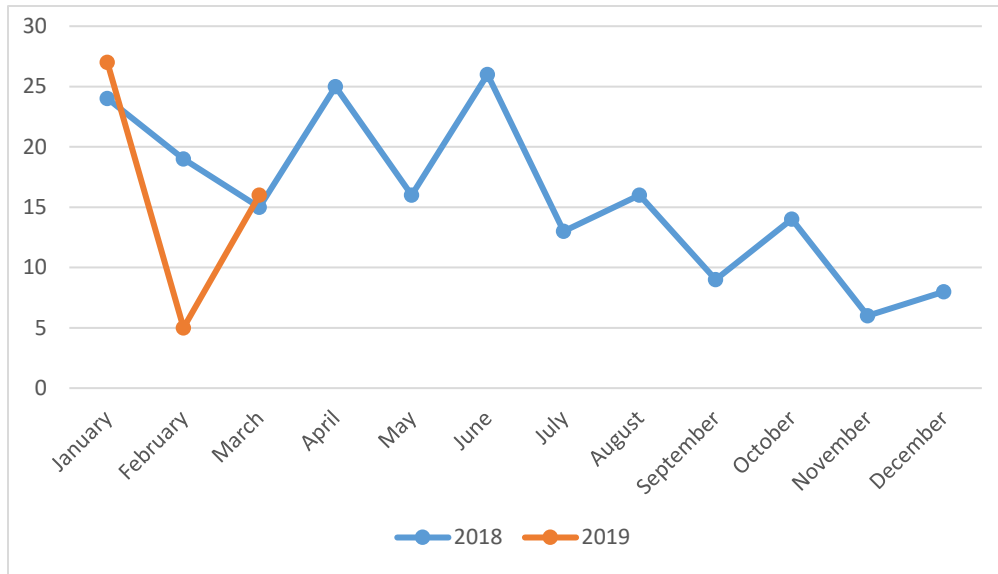
Crimes Against Property 5 Year Monthly Average – 84



The total number of Crimes against Property in March 2019 was 93, compared to 70 in March of 2018.

Drug Occurrences

5 Year Monthly Average – 22



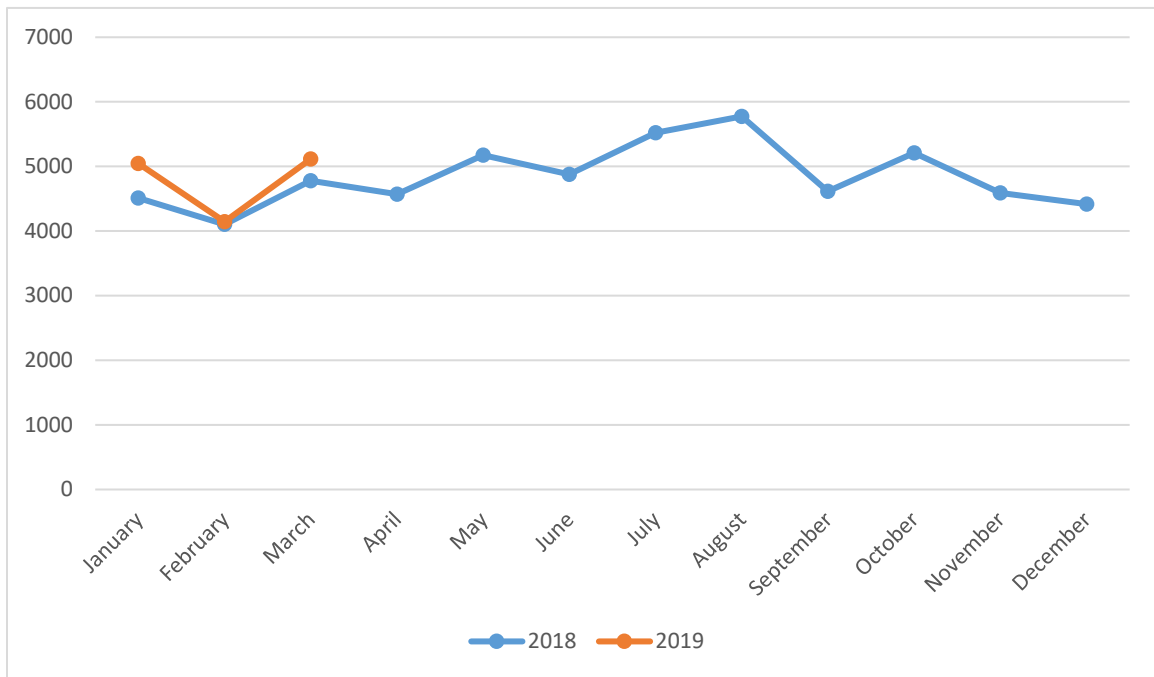
There were 16 drug offence occurrences in March of 2019, compared to 15 in March of 2018.

Theft of Motor Vehicles

Date Reported	Occurrence Address	Zone	Attempted/Completed	Vehicle	Recovered	Recovery Location	Locked/Unlocked
March 16	137 Mt Pl Drive	C1	Completed	SUV	Yes	Sherwood Park	Locked
March 27	6901 – 50 Avenue	A3	Unknown	SUV			
March 29	3760 – 48 Avenue	B3	Completed	SUV			

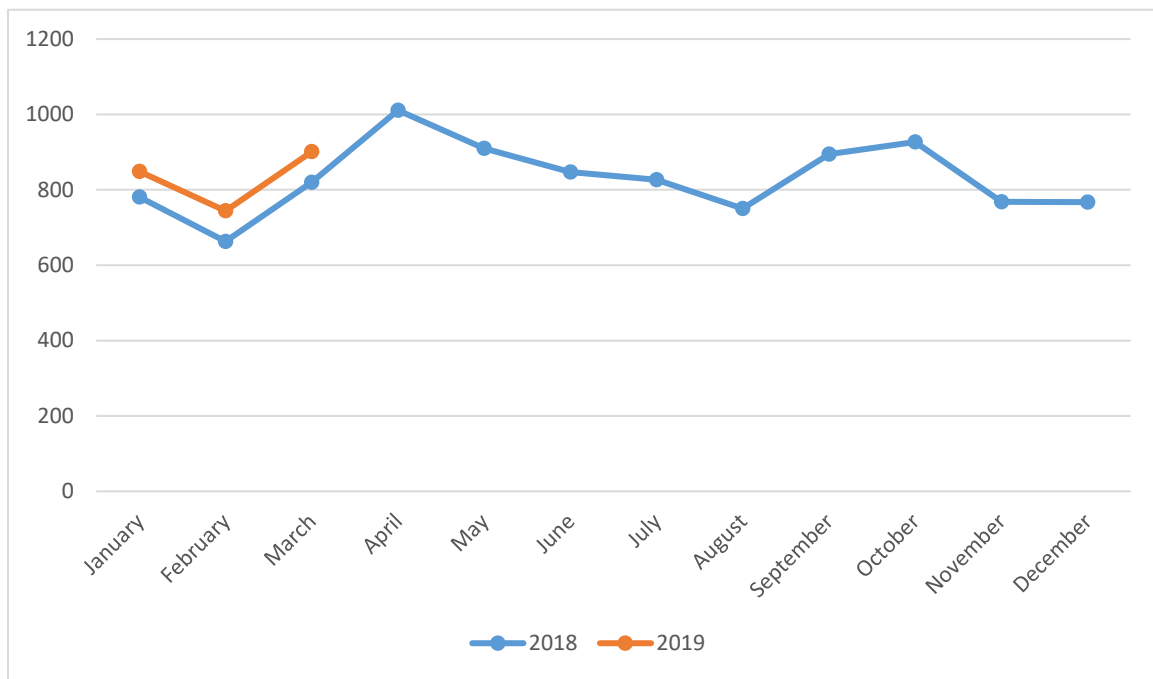
Calls Received by Communications

	January	February	March	April	May	June	July
Comm 1	1995	1654	2120				
Comm 2	2390	1998	2356				
911 Calls	662	494	639				
Totals	5047	4146	5115				



Front Counter Customers

	January	February	March	April	May	June	July
MVC	50	54	54				
PIC	147	126	173				
Complaint	93	70	70				
Other	559	494	604				
Totals	849	744	901				

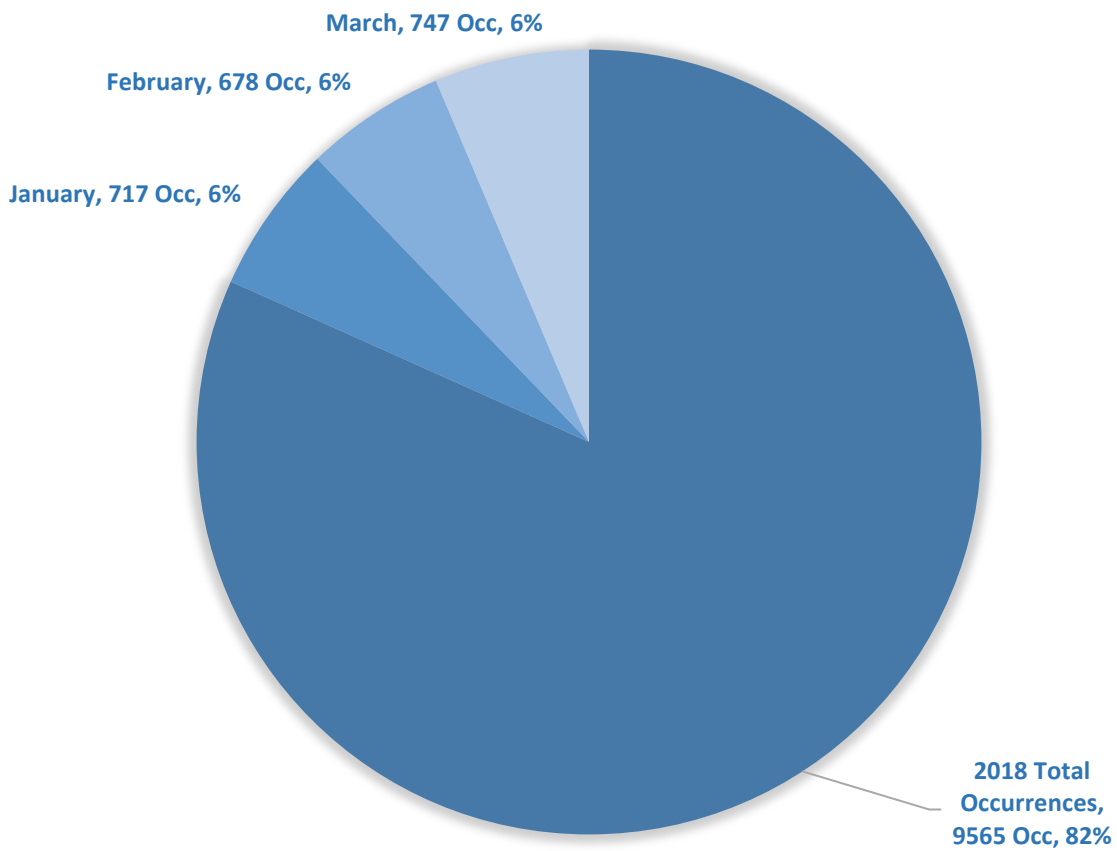


Note: The “Other” category captures situations where the public is attending the front counter to either pick up their Police Information Checks, Motor Vehicle Collisions, Court documents or make a general inquiry. It further contains situations where the public attends the Police Station, however does not have the required documents to complete a Police Information Check or Motor Vehicle Collision, volunteers attending the building and delivery personnel.

Number of Occurrences

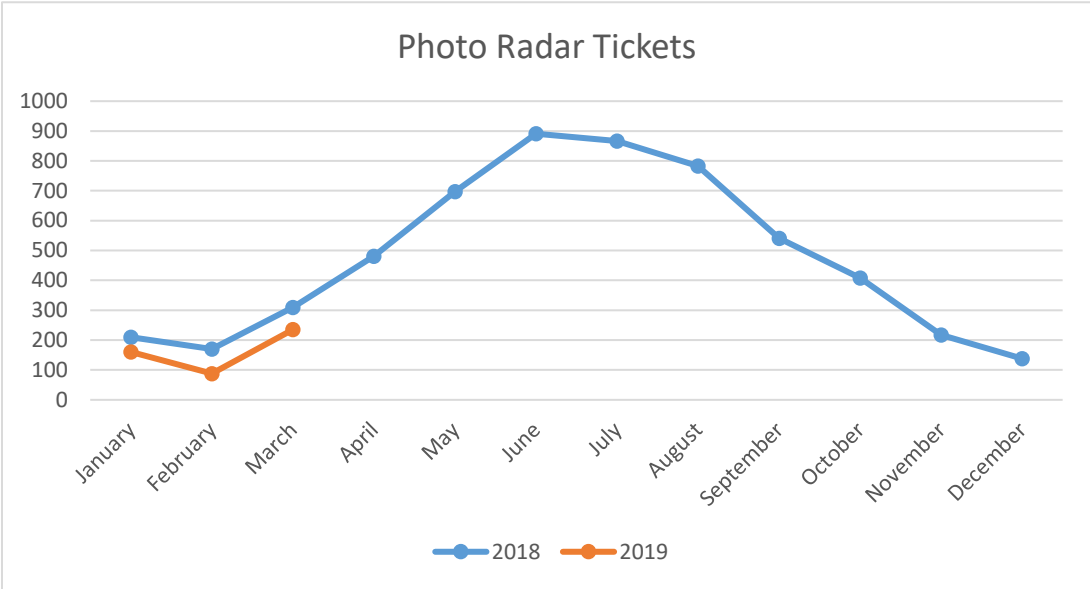
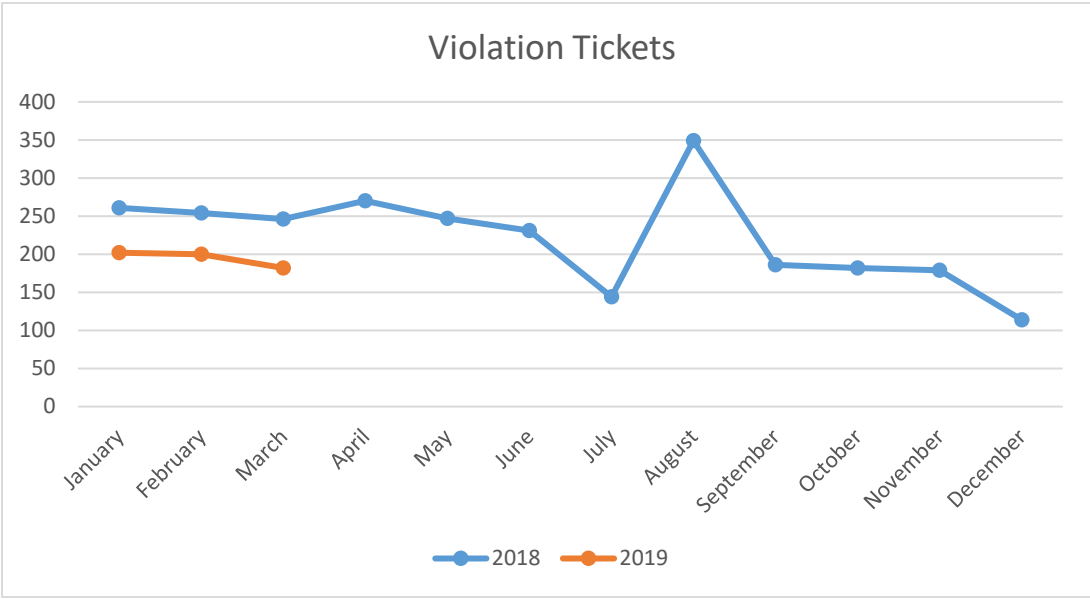
	January	February	March	April	May	June	July
Dispatched	300	295	341				
Total Occurrences	717	678	747				

2019 Occurrences



Violation Tickets Issued















	January	February	March	April	May	June	July
Violation Tickets	202	200	182				
Photo Radar	160	88	235				
Total	362	288	417				



Monthly Comparisons

Crimes Against Persons					
	Compared to same month last year	2018 Yr Total	March 2018	March 2019	5 Yr Average
Homicide		0	0	0	0
Robbery		2	1	0	3
Sexual Assault		35	0	4	22
Assault		166	17	17	169
Criminal Harassment		16	1	0	18
Uttering Threats		62	10	5	58
Crimes Against Property					
	Compared to same month last year	2018 Yr Total	March 2018	March 2019	5 Yr Average
Break and Enter		120	12	14	92
Business		35	2	7	30
Residential		44	7	1	34
Other (Detached Garden Shed)		40	3	6	28
Theft of Motor Vehicles		60	2	3	62
Car		12	0	0	11
Truck/SUV		42	2	3	38
Motorcycle		0	0	0	1
Other (Van, ATV, Snowmobile, boat, etc)		6	0	0	12
Theft Over \$5,000		10	1	3	9
Theft from Motor Vehicles		0	0	0	2
Shoplifting Over \$5,000		0	0	0	1
Other Thefts Over \$5,000		10	1	3	7
Thefts Under \$5,000		414	36	42	401
Thefts from Motor Vehicles		92	8	8	120
Shoplifting Under \$5,000		157	14	18	108
Other Thefts Under \$5,000		165	14	16	174

Monthly Comparisons (cont'd)

Crimes Against Property Continued					
	Compared to same month last year	2018 Yr Total	March 2018	March 2019	5 Yr Average
Mischief		123	5	11	185
Frauds		168	5	12	141
Credit Card		16	0	0	19
General Fraud		140	4	12	116
Forgery & Uttering		9	0	0	3
Other (Counterfeiting, Personation)		3	1	0	4
Drug Offences					
	Compared to same month last year	2018 Yr Total	March 2018	March 2019	5 Yr Average
Possession		167	14	5	215
Cocaine		20	0	0	24
Methamphetamine		42	2	4	37
Other		63	12	1	57
Trafficking/Possession for the Purpose of Trafficking		25	0	10	38
Cocaine		7	0	2	18
Methamphetamine		8	0	5	8
Other		10	0	3	12