

# Monthly Crime Report

April 2019



# April 2019 Crime Report

## Purpose:

The purpose of this report is to provide an analysis of crime and other police activities that occurred in the City of Camrose in the month of April 2019. The information is captured through Police records management systems and daily stats collection.

## Disclaimer:

Statistics gathered for this report are based on the best available information at the time of drafting, and could be subject to change based on files being under investigation, or being reported at a later date.

Completed by:



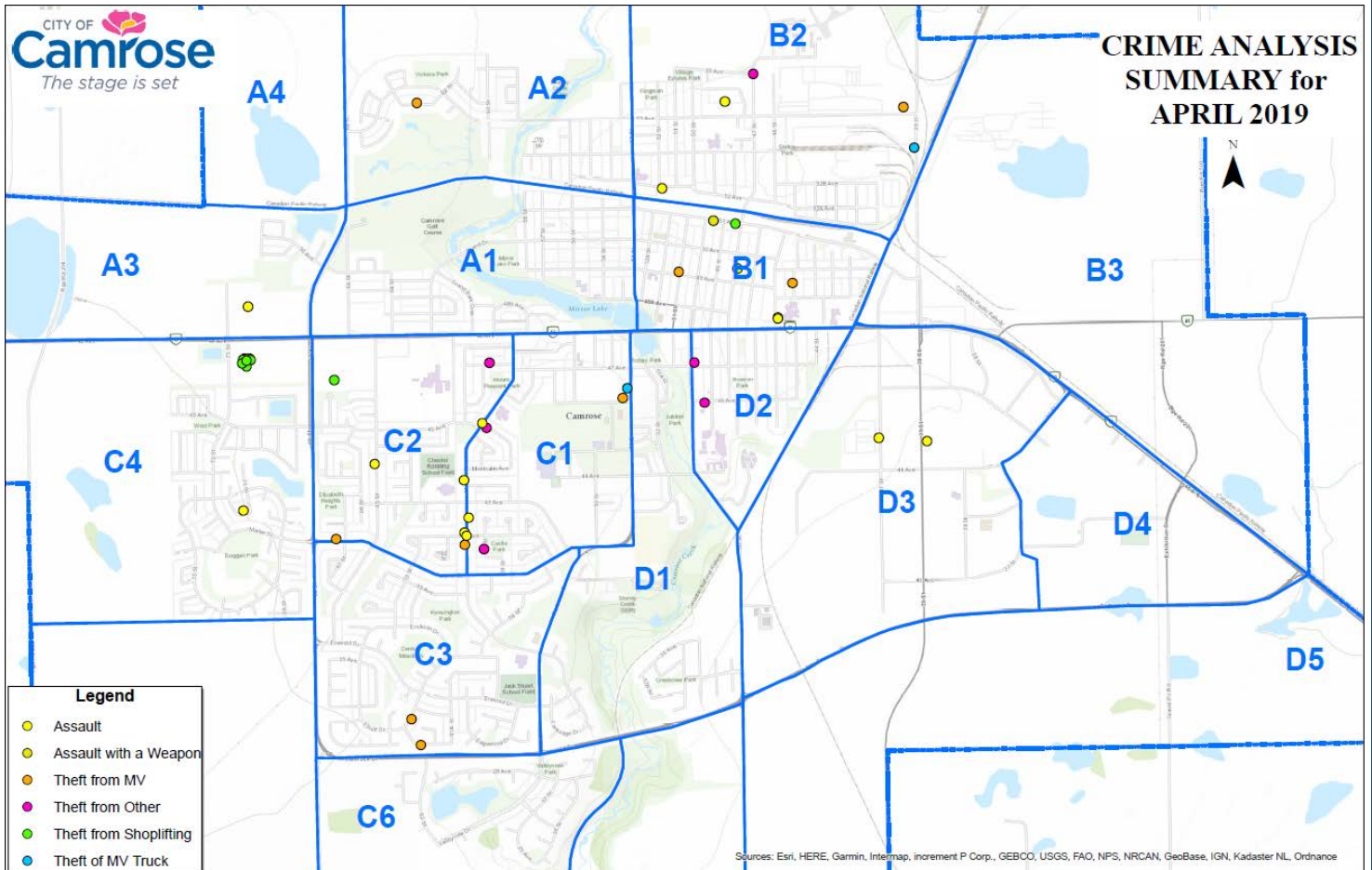
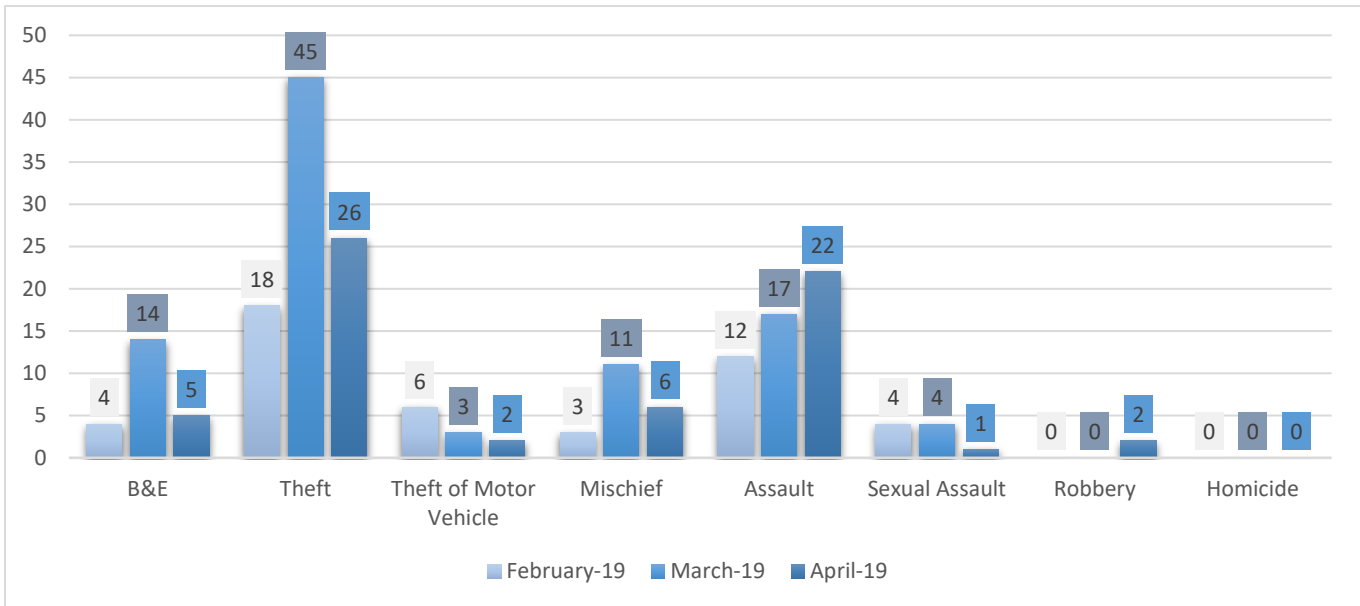
Barb Fowler  
Crime Analyst



Craig Ferguson  
Sgt. I/C Major Crimes Unit

# Eight Crime Indicators – April 2019

Number of Occurrences for these 8 Crime Types



## 2019 Monthly Total of Eight Crime Indicators:

January	48	February	47	March	94
April	64				

### Overview:

The total Eight Crime Indicators in April decreased 32% from the March 2019 total.

The categories of Break & Enter, Theft, Mischief and Sexual Assault all decreased by half or nearly half from the March 2019 total. Assault and Robbery were the only categories to increase.

The category of Assault increased 29%, consisting of:

- Two occurrences at a school between students, and one occurrence involving a bus driver;
- Seven occurrences involving domestic or familial violence;
- One occurrence as a result of a robbery;
- Two occurrences between co-workers;
- One occurrence involving a mentally challenged male;
- One occurrence where the subjects are known to each other in the drug subculture;
- One occurrence involving a neighbor dispute;
- One occurrence of assault Police Officer.

The category of Robbery also increased with two reported occurrences in April 2019, compared to zero reported occurrences thus far in 2019, and two reported occurrences in all of 2018. These occurrences consisted of:

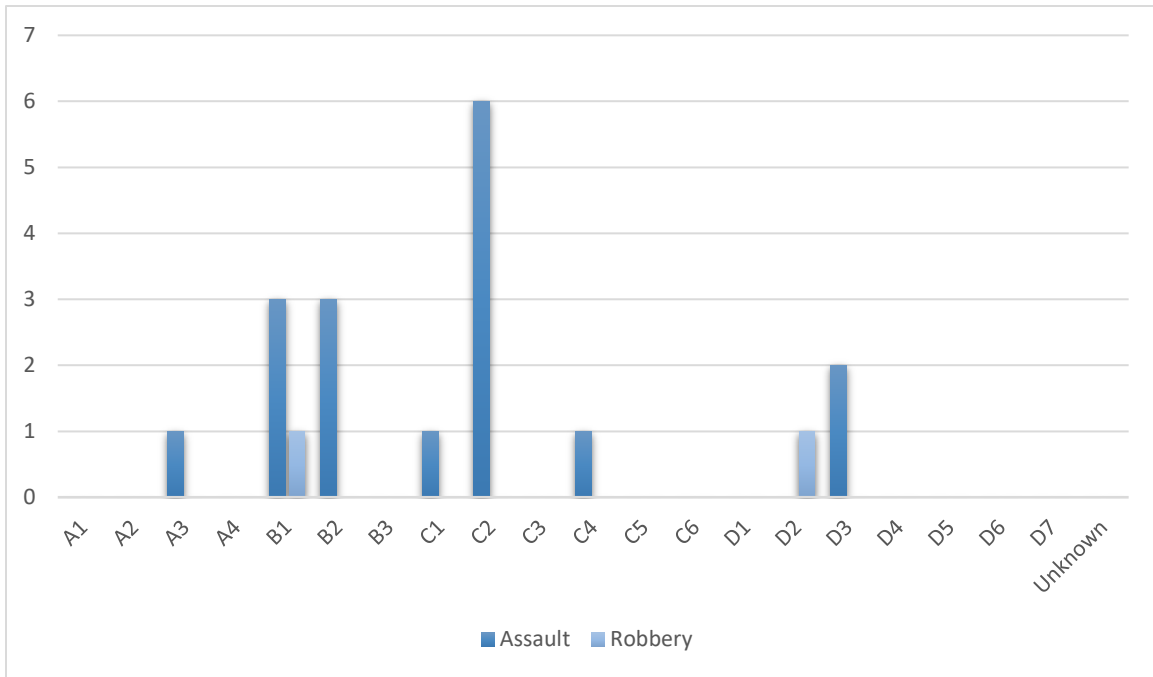
- A robbery with a firearm of two pedestrians demanding cigarettes;
- A robbery at a local tavern with a knife demanding beer.

# Eight Crime Indicators

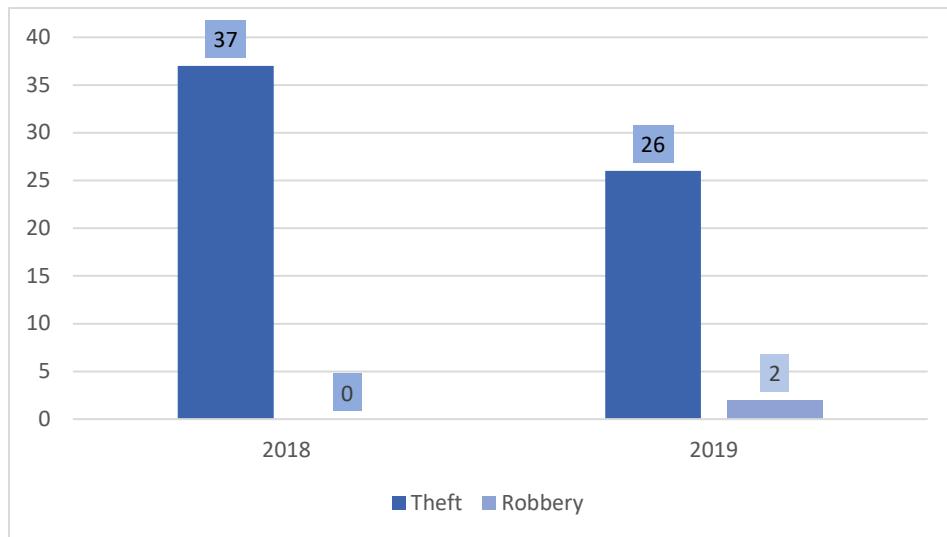
Information obtained from daily stats collections which varied by the end of the month due to scoring changes as a result of Police investigation.

April 2019						
Sunday	Monday	Tuesday	Wednesday	Thursday	Friday	Saturday
	1	2	3	4 Assault	5 Theft (x3) Assault	6 Theft (x3) Mischief
7	8 Assault	9 Theft (x2)	10 Theft (x2) Mischief Assault	11 Theft Mischief Assault	12 Theft (x3) Mischief Assault	13 Theft Robbery
14 Assault	15 B&E Assault	16	17	18	19 Theft Assault	20 Theft Mischief Assault
21 B&E (x2) Theft (x2)	22 Theft (x2) Theft of MV Assault	23 Theft	24 Theft (x2) Assault	25 B&E (x2) Theft (x2) Mischief (x2) Assault Robbery	26 Assault (x2)	27 Assault
28 Theft Theft of MV	29	30 B&E				

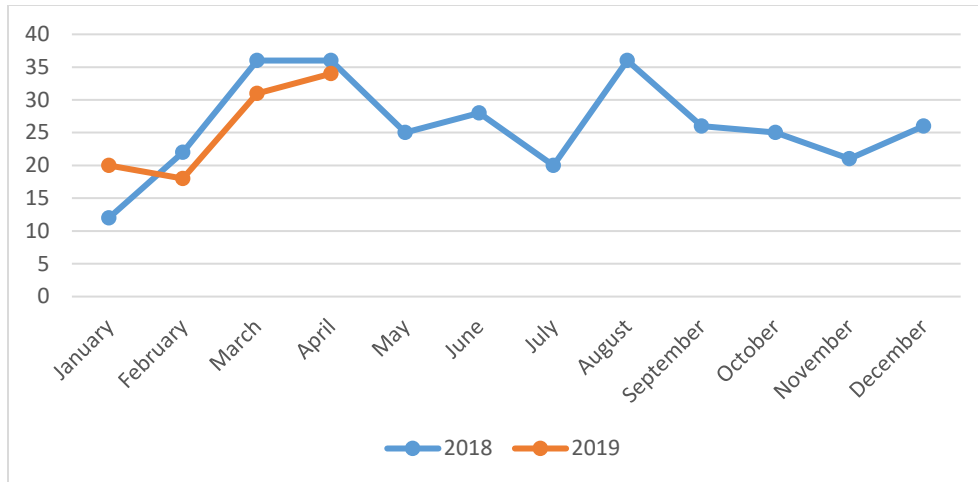
# Assault & Robbery – Occurrence Zones



# Assault & Robbery April 2018 to April 2019

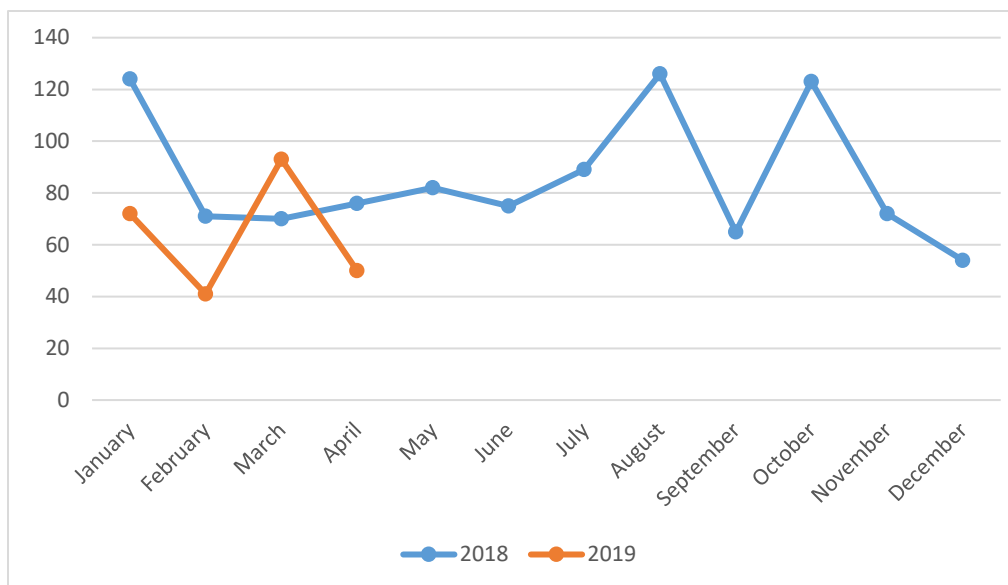


## Crimes Against Persons 5 Year Monthly Average – 24



The total number of Crimes against Persons was 34 in April of 2019, compared to 36 in April of 2018.

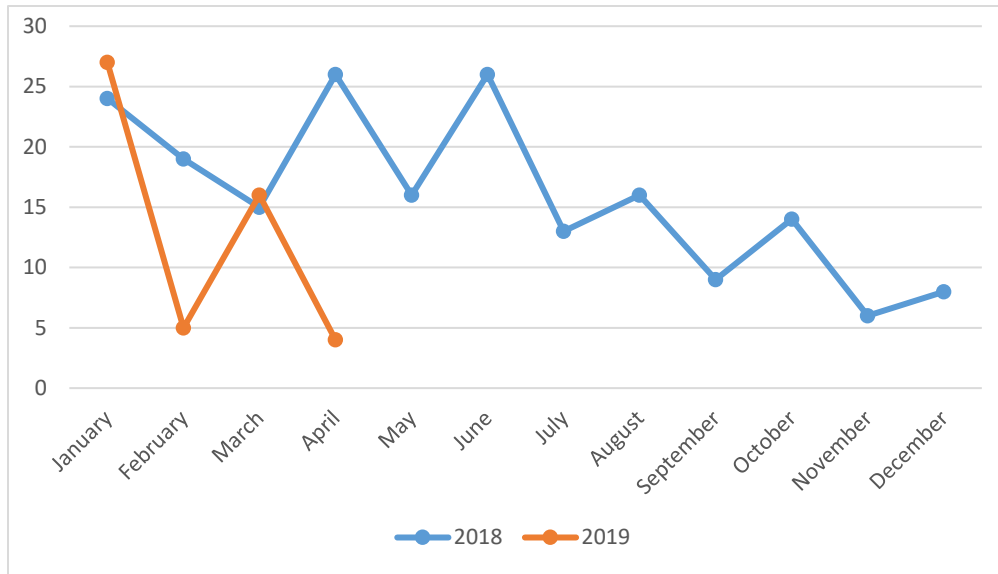
## Crimes Against Property 5 Year Monthly Average – 84



The total number of Crimes against Property in April 2019 was 50, compared to 76 in April of 2018.

## Drug Occurrences

### 5 Year Monthly Average – 22



There were 4 drug offence occurrences in April of 2019, compared to 26 in April of 2018.

## Theft of Motor Vehicles

Date Reported	Occurrence Address	Zone	Attempted/Completed	Vehicle	Recovered	Recovery Location	Locked/Unlocked
April 22	4612 – 53 Street	C1	Completed	2007 White Ford F350	Yes	Wetaskiwin	Unknown
April 28	5302 – 39 Street	B3	Completed	2005 White Ford SRW	Yes	Wetaskiwin	Locked

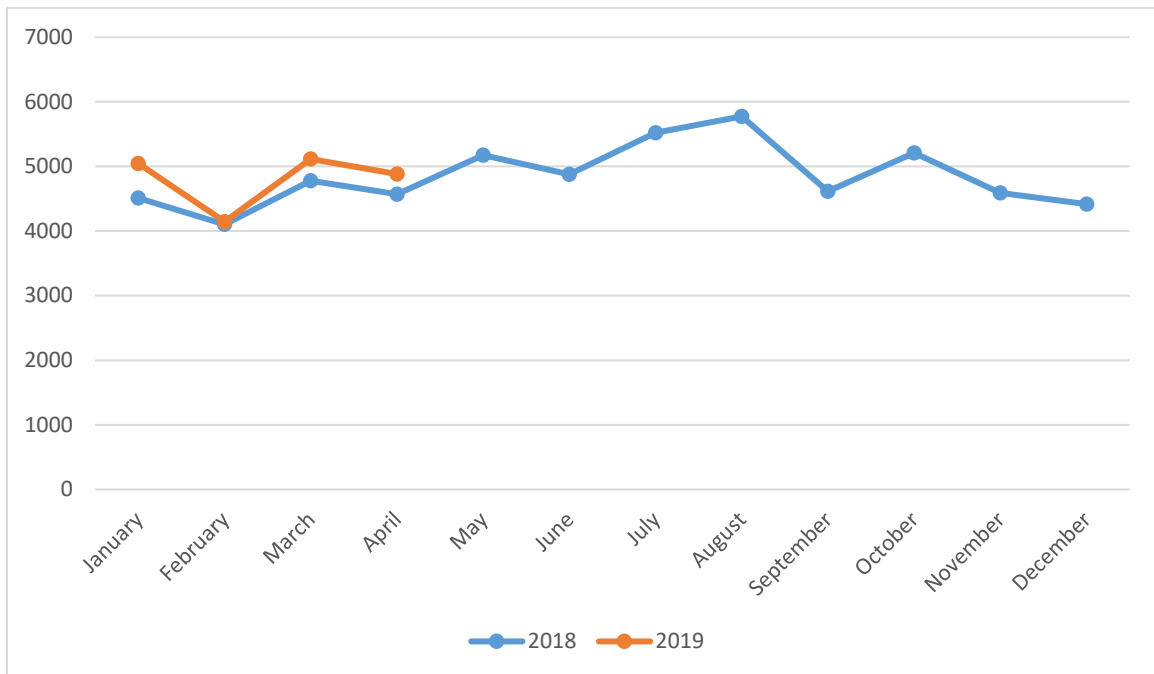
The 2007 Ford F350 truck was located by RCMP being operated by a female near Wetaskiwin, Alberta.

The 2005 Ford SRW was recovered at a rural property near Wetaskiwin, Alberta, along with two other pick up trucks stolen from Lacombe and Three Hills, Alberta; and one semi truck which had been stolen from Ohaton, Alberta.



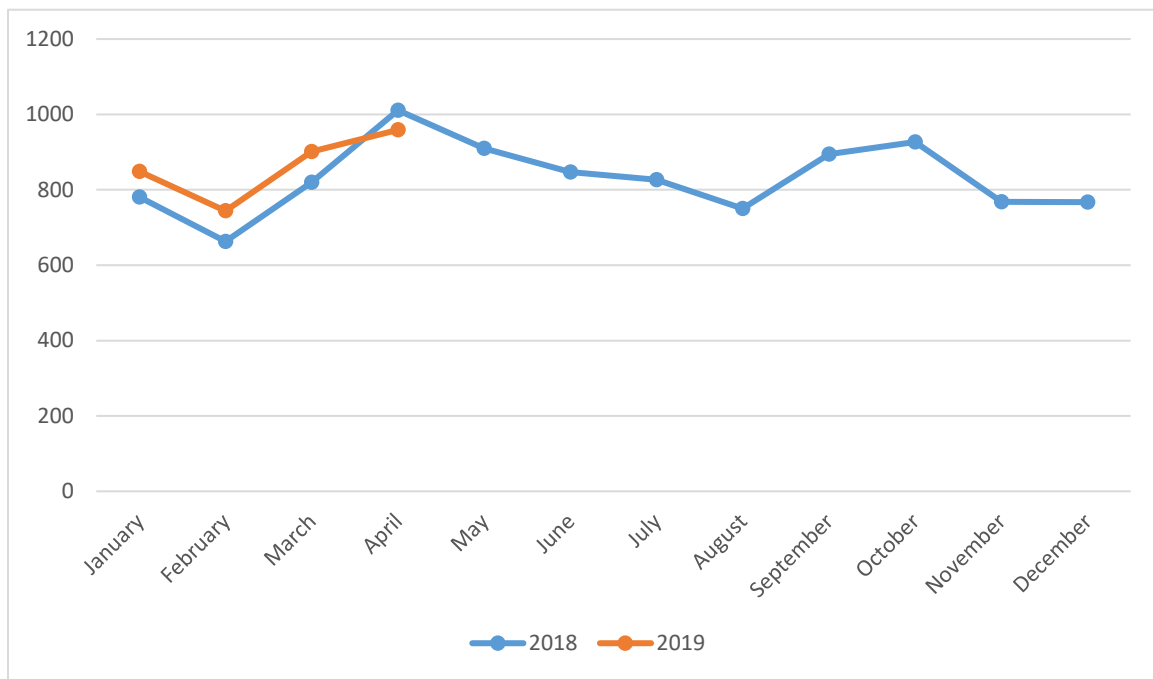
# Calls Received by Communications

	January	February	March	April	May	June	July
Comm 1	1995	1654	2120	2008			
Comm 2	2390	1998	2356	2164			
911 Calls	662	494	639	711			
<b>Totals</b>	5047	4146	5115	4883			



# Front Counter Customers

	January	February	March	April	May	June	July
MVC	50	54	54	40			
PIC	147	126	173	203			
Complaint	93	70	70	74			
Other	559	494	604	642			
<b>Totals</b>	<b>849</b>	<b>744</b>	<b>901</b>	<b>959</b>			

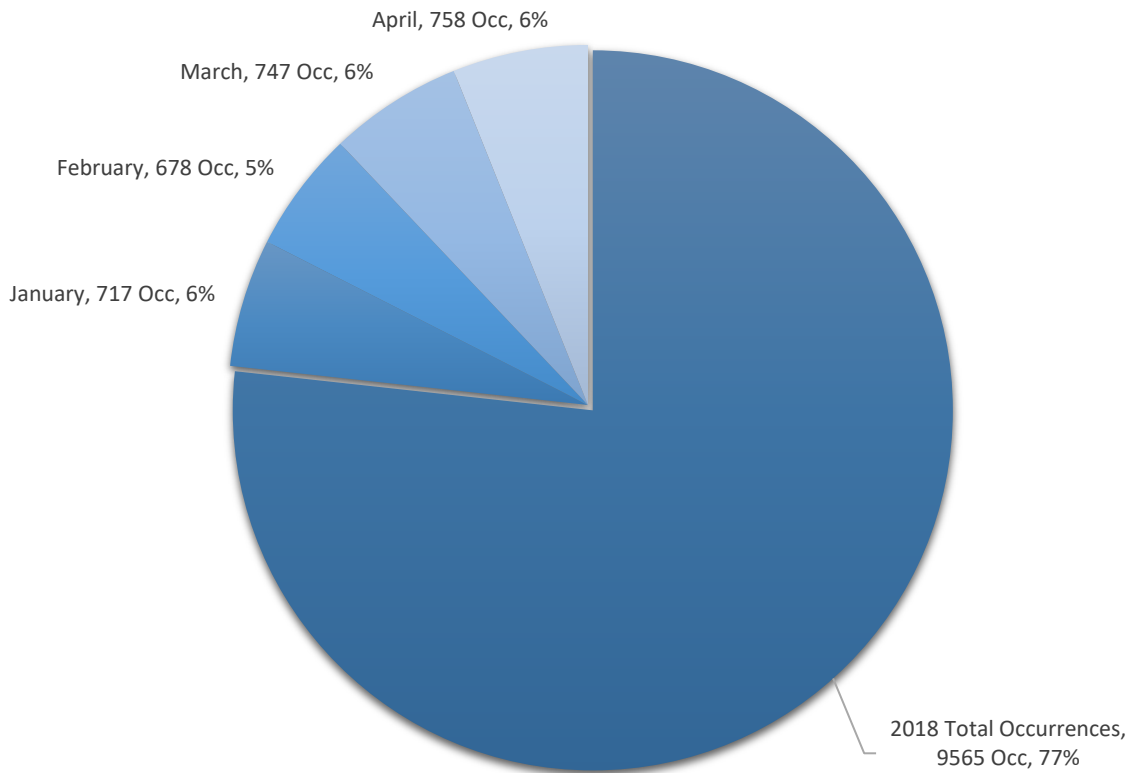


Note: The “Other” category captures situations where the public is attending the front counter to either pick up their Police Information Checks, Motor Vehicle Collisions, Court documents or make a general inquiry. It further contains situations where the public attends the Police Station, however does not have the required documents to complete a Police Information Check or Motor Vehicle Collision, volunteers attending the building and delivery personnel.

# Number of Occurrences

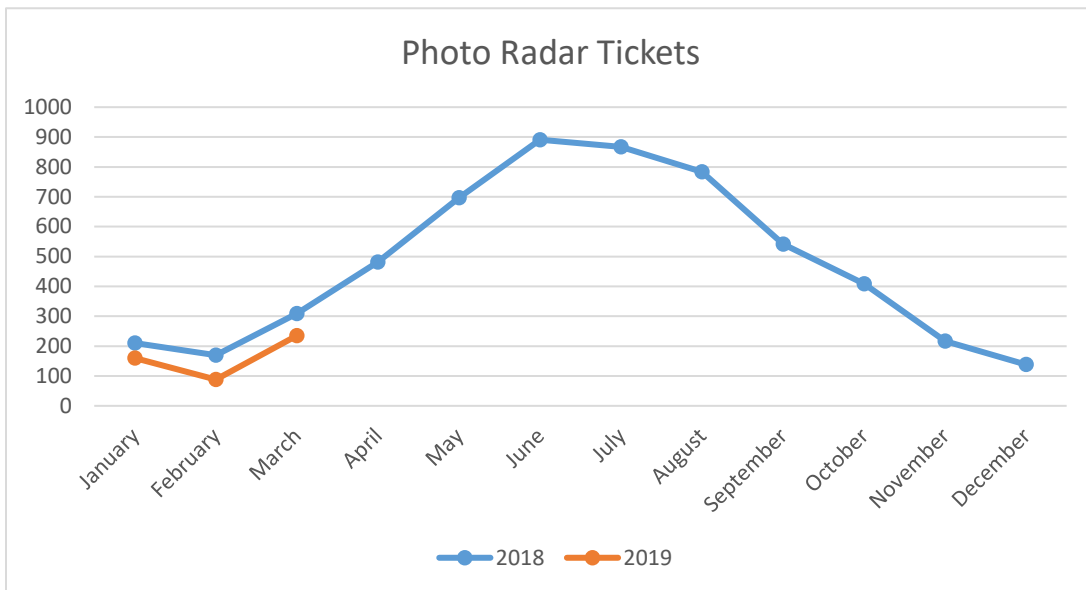
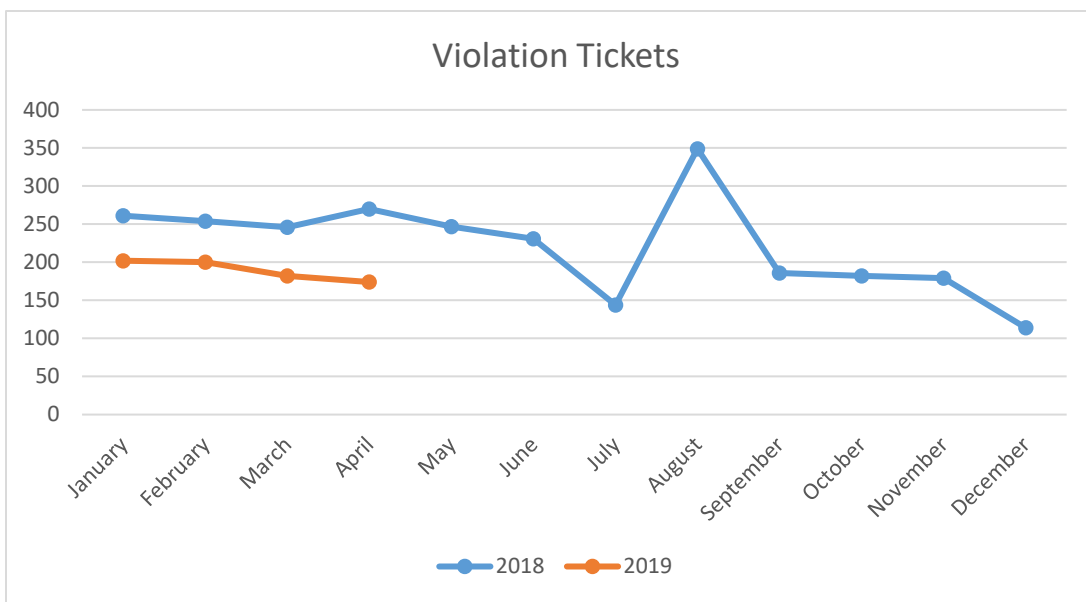
	January	February	March	April	May	June	July
Dispatched	300	295	341	310			
Total Occurrences	717	678	747	758			

# 2019 Occurrences



# Violation Tickets Issued

	January	February	March	April	May	June	July
Violation Tickets	202	200	182	174			
Photo Radar	160	88	235	Not Available Yet			
Total	362	288	417				



## Monthly Comparisons

<b>Crimes Against Persons</b>					
	Compared to same month last year	2018 Yr Total	April 2018	April 2019	5 Yr Average
Homicide		0	0	0	0
Robbery		2	0	2	3
Sexual Assault		35	4	1	22
Assault		166	21	22	169
Criminal Harassment		16	2	0	18
Uttering Threats		62	4	6	58
<b>Crimes Against Property</b>					
	Compared to same month last year	2018 Yr Total	April 2018	April 2019	5 Yr Average
Break and Enter		120	9	5	92
Business		35	3	2	30
Residential		44	2	1	34
Other (Detached Garden Shed)		40	4	2	28
Theft of Motor Vehicles		60	5	2	62
Car		12	1	0	11
Truck/SUV		42	4	2	38
Motorcycle		0	0	0	1
Other (Van, ATV, Snowmobile, boat, etc)		6	0	0	12
Theft Over \$5,000		10	0	0	9
Theft from Motor Vehicles		0	0	0	2
Shoplifting Over \$5,000		0	0	0	1
Other Thefts Over \$5,000		10	0	0	7
Thefts Under \$5,000		414	37	26	401
Thefts from Motor Vehicles		92	9	9	120
Shoplifting Under \$5,000		157	18	11	108
Other Thefts Under \$5,000		165	10	6	174

## Monthly Comparisons (cont'd)

<b>Crimes Against Property Continued</b>					
	Compared to same month last year	2018 Yr Total	April 2018	April 2019	5 Yr Average
Mischief	↓	123	11	6	185
Frauds	↓	168	9	5	141
Credit Card	↔	16	0	0	19
General Fraud	↓	140	9	5	116
Forgery & Uttering	↔	9	0	0	3
Other (Counterfeiting, Personation)	↔	3	0	0	4
<b>Drug Offences</b>					
	Compared to same month last year	2018 Yr Total	April 2018	April 2019	5 Yr Average
Possession	↓	167	25	4	215
Cocaine	↓	20	5	1	24
Methamphetamine	↓	42	6	1	37
Other	↓	63	14	2	57
Trafficking/Possession for the Purpose of Trafficking	↓	25	1	0	38
Cocaine	↔	7	0	0	18
Methamphetamine	↔	8	0	0	8
Other	↓	10	1	0	12