

Monthly Crime Report

June 2019



June 2019 Crime Report

Purpose:

The purpose of this report is to provide an analysis of crime and other police activities that occurred in the City of Camrose in the month of June 2019. The information is captured through Police records management systems and daily stats collection.

Disclaimer:

Statistics gathered for this report are based on the best available information at the time of drafting, and could be subject to change based on files being under investigation, or being reported at a later date.

Completed by:



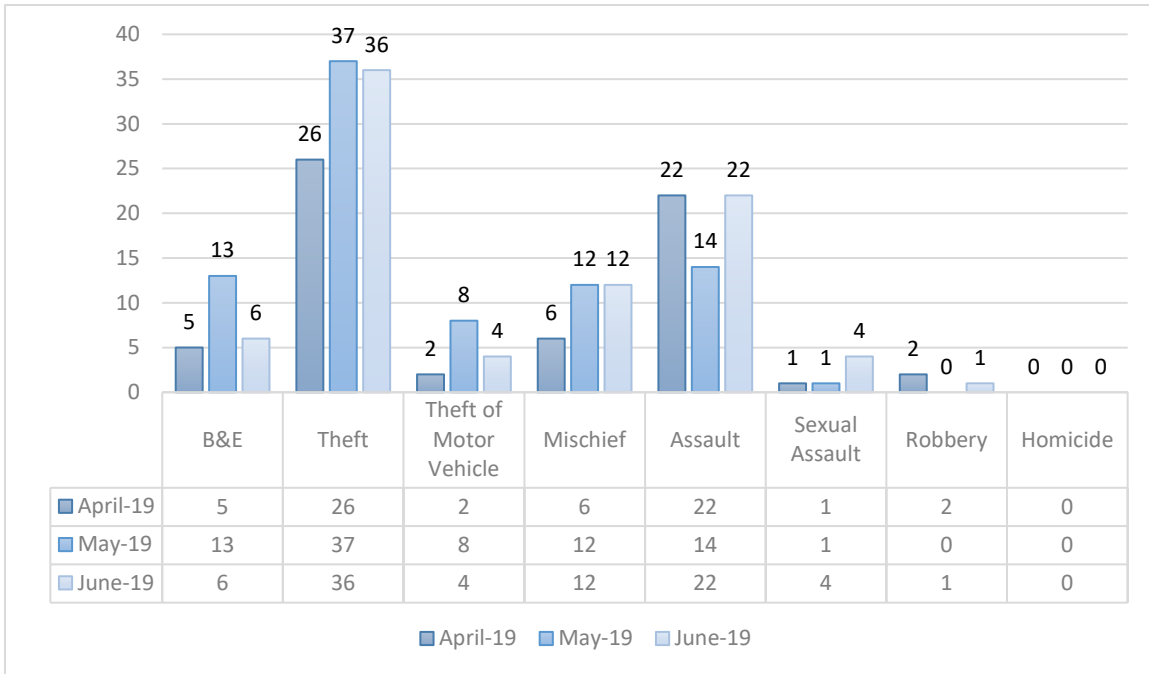
Barb Fowler
Crime Analyst



Craig Ferguson
Sgt. I/C Major Crimes Unit

Eight Crime Indicators – June 2019

Number of Occurrences for these 8 Crime Types



2019 Monthly Total of Eight Crime Indicators:

January	48	February	47	March	94
April	64	May	85	June	85

Overview:

Break & Enter decreased from thirteen (13) reported occurrences in May, 2019 to six (6) reported occurrences in June, 2019; which is consistent with seven (7) reported occurrences in June, 2018.

Break & Enter occurrences involved one (1) business Break & Enter, three (3) sheds being entered, one (1) garage entered and one (1) abandoned building entered.

Theft occurrences remained consistent with one (1) less reported occurrence in June, 2019 compared to May, 2019.

Theft occurrences involved the theft of a phone by a person known to the victim, an attempted theft of tools from a yard which were dropped by the suspect when confronted by the homeowner, theft of jerry cans and an air compressor from a yard, money, cigarettes and a lighter from the deck of a residence; and one (1) occurrence where various items were stolen as a result of a personal robbery. Ten (10) reported occurrences were received involving the theft of bicycles. One (1) report was received of theft of electricity involving an unauthorized motorhome being plugged into the electrical outlet of a business. Six (6) reports were received involving theft from motor vehicles. In four (4) of the occurrences the vehicles were unlocked. There was also two (2) reports of theft of licence plates. Property stolen from the unlocked motor vehicles consisted of sunglasses, a key, a wallet and several personal items belonging to a victim who had lent her vehicle to several different people. There were twelve (12) reports of shoplifting in which six (6) reported occurrences occurred at local grocery stores, two (2) reported occurrences occurred at local convenience stores, and four (4) reported occurrences occurred at local department stores.

Four (4) thefts of motor vehicle occurrences were received involving the theft of one (1) automobile, one (1) truck, one (1) van and the attempted theft of another van. In all occurrences the vehicles had been locked, and only one (1) vehicle has been recovered to date. These reported occurrences (4) are half of the total reported occurrences for June, 2018 of eight (8).

Twelve (12) reports of Mischief were received in the month of June, 2019 which is the same amount of reports received in May, 2019. These occurrences involved five (5) reports of damage to a vehicle, along with reports of damage to a monument, a basketball net, a fence, a residence, a soccer net and broken bottles and sidewalk brick smashed on a roadway. One (1) report was received of suspect(s) throwing a firecracker into a business. This matter is under investigation.

Twenty two (22) reports of assault were received in June, 2019 compared to fourteen (14) reports in May, 2019 and eighteen (18) reports in June, 2018. Fifteen (15) of the reported occurrences involved either familial or domestic violence. The remaining occurrences involved assaults at a school, a tavern and a dispute which became physical over a parking stall.

Sexual assaults doubled in June, 2019 from May, 2019, increasing from two (2) to four (4) reported occurrences. In all four (4) occurrences the victim and suspect are known to each other, and were involved in relationships in two (2) of the occurrences.

One (1) report of a personal robbery was received where the victim had met a female through an online website and was held hostage, assaulted and robbed by acquaintances of the female. Several charges were laid in this matter.

Eight Crime Indicators

Information obtained from daily stats collections which varied by the end of the month due to scoring changes as a result of Police investigation.

June 2019						
Sunday	Monday	Tuesday	Wednesday	Thursday	Friday	Saturday
						1 Robbery
2 Assault	3 Mischief Assault	4 B&E Theft	5 Theft (x2) Mischief Assault	6	7 B&E Theft Mischief	8 Theft of MV
9 B&E Theft of MV	10 Theft Mischief Assault	11 Theft of MV	12 B&E Theft (x2)	13 Assault (x2) Sexual Assault	14 B&E Theft (x2) Assault	15
16 Theft of MV Mischief Assault (x2)	17 B&E Theft (x2) Mischief (x2) Assault	18 Mischief Sexual Assault	19 Theft	20 B&E Theft (x2) Mischief Assault	21 B&E Theft (x3)	22 Theft Mischief
23 Theft	24 Theft (x4) Assault (x2)	25 Assault	26 Theft (x2) Assault	27 Theft (x3)	28	29 Mischief (x2)
30 Theft Mischief Assault						

Assault & Sexual Assault Occurrence Zones

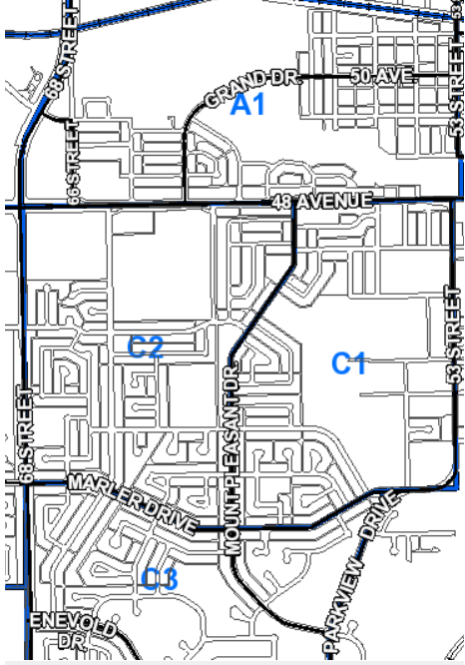
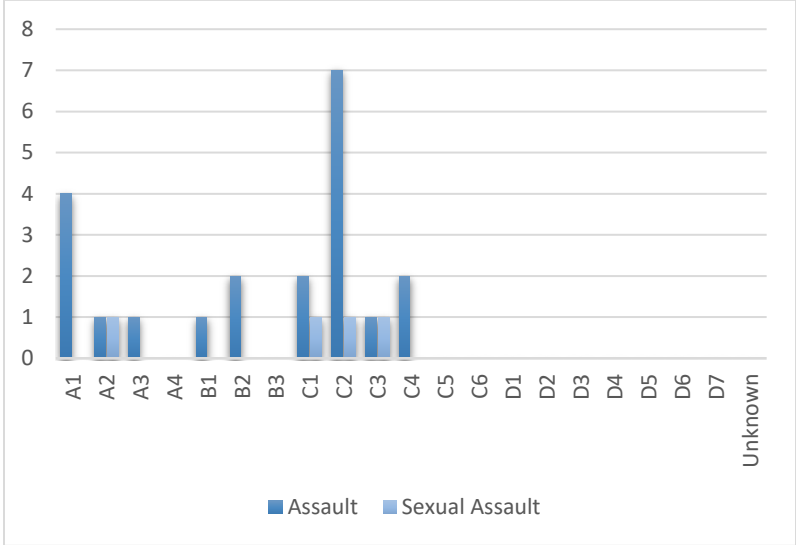
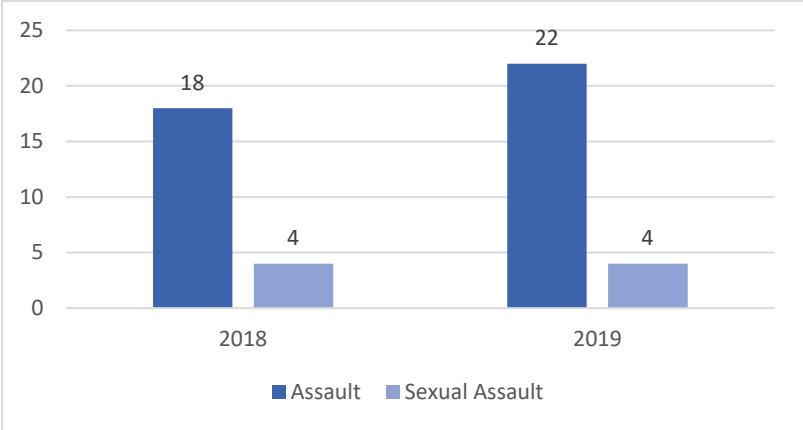


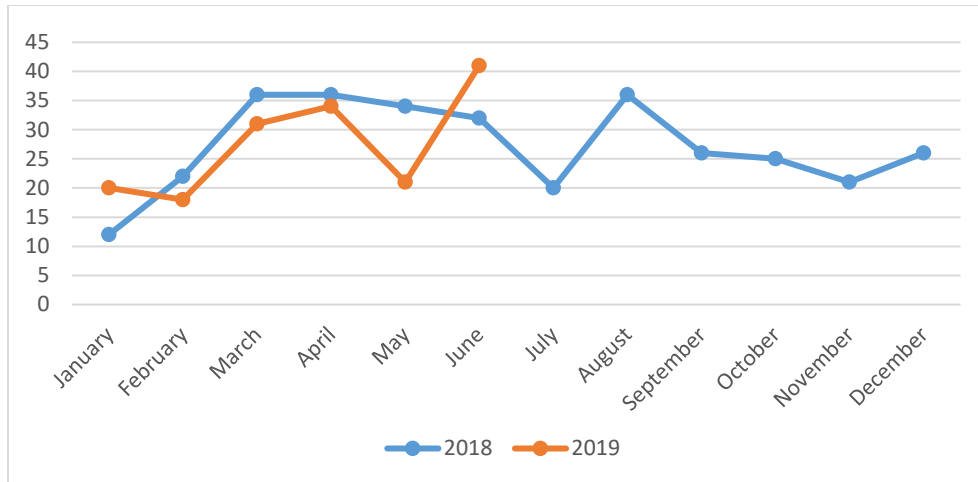
Figure 1 Zone A1, C1, C2 & C3

Assault & Sexual Assault June 2018 to June 2019



Crimes Against Persons

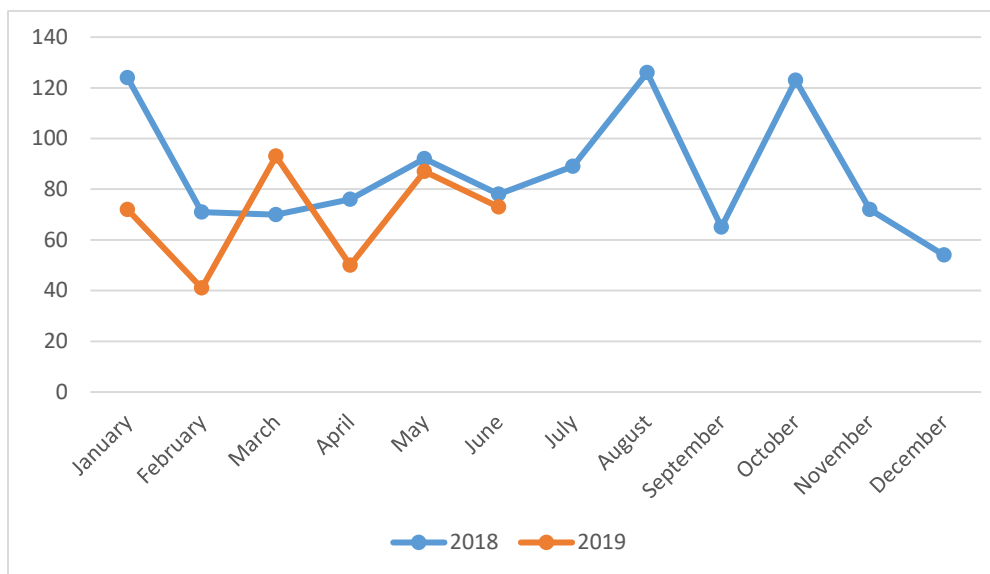
5 Year Monthly Average – 24



The total number of Crimes against Persons was 41 in June of 2019, compared to 32 in June of 2018.

Crimes Against Property

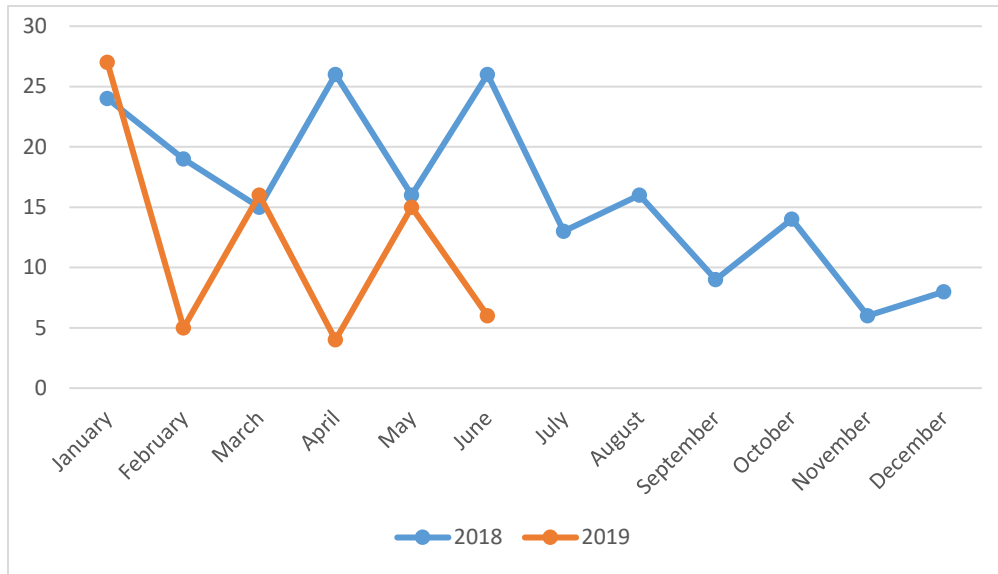
5 Year Monthly Average – 84



The total number of Crimes against Property in June 2019 was 73, compared to 78 in June of 2018.

Drug Occurrences

5 Year Monthly Average – 22



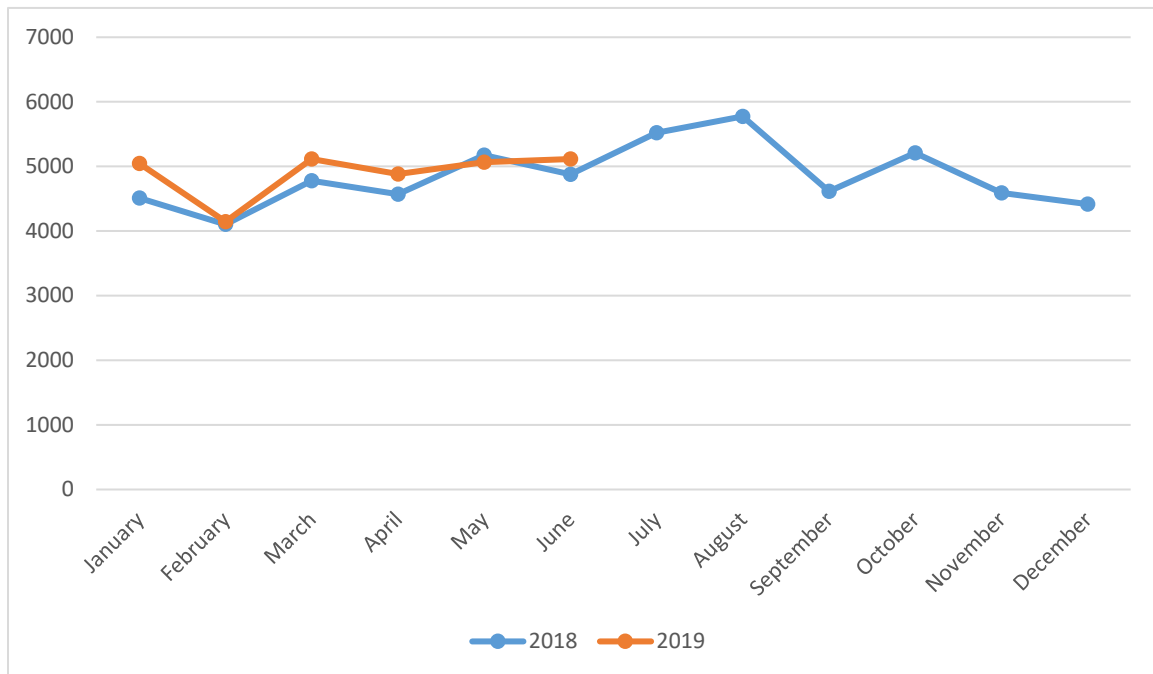
There were 6 drug offence occurrences in June of 2019, compared to 26 in June of 2018. Twelve (12) of the June 2018 occurrences involved Cannabis Marihuana which was legalized in October 2018.

Theft of Motor Vehicles

Date Reported	Occurrence Address	Zone	Attempted/Completed	Vehicle	Recovered	Recovery Location	Locked/Unlocked
June 1	44 Ave & 62 St	C2	Completed	Pontiac Grand AM	Yes	Thorsby	Locked
June 8	51 Ave & 50 St	B1	Completed	GMC Sierra	No		Locked
June 9	48 Ave & 38 St	B3	Completed	Ford Econoline	No		Locked
June 11	48 Ave & 37 St	B3	Attempted	Ford Econoline			Locked

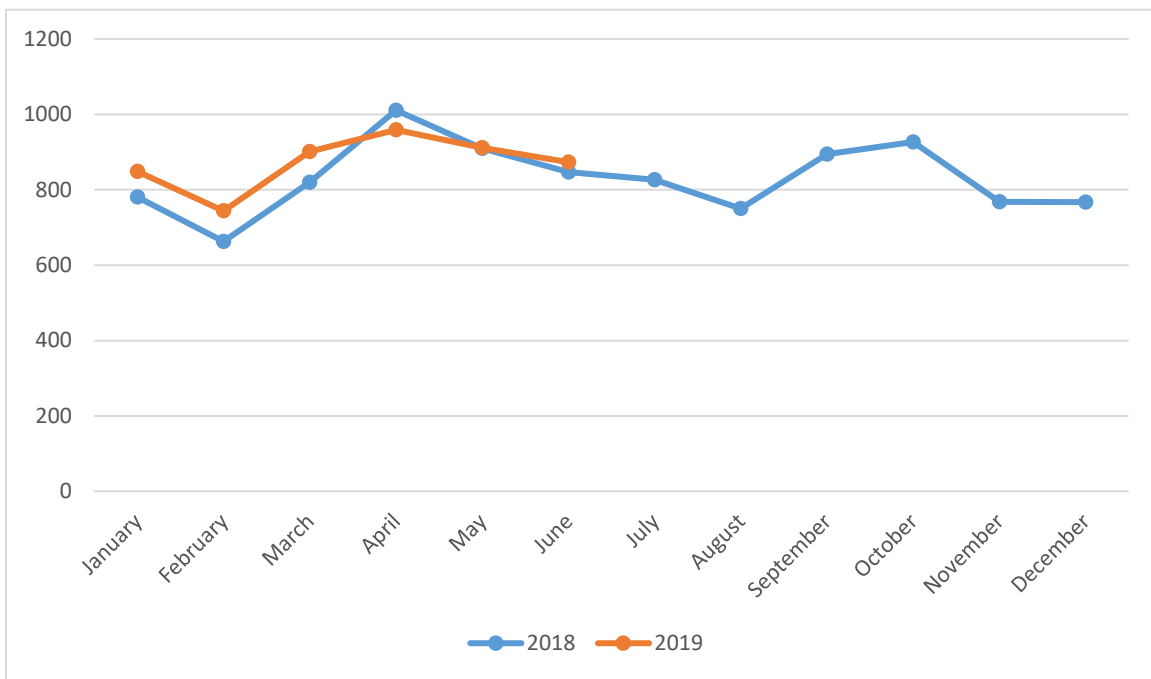
Calls Received by Communications

	January	February	March	April	May	June	July
Comm 1	1995	1654	2120	2008	2211	1998	
Comm 2	2390	1998	2356	2164	2158	2394	
911 Calls	662	494	639	711	696	723	
Totals	5047	4146	5115	4883	5065	5115	



Front Counter Customers

	January	February	March	April	May	June	July
MVC	50	54	54	40	45	46	
PIC	147	126	173	203	182	152	
Complaint	93	70	70	74	102	97	
Other	559	494	604	642	583	578	
Totals	849	744	901	959	912	873	

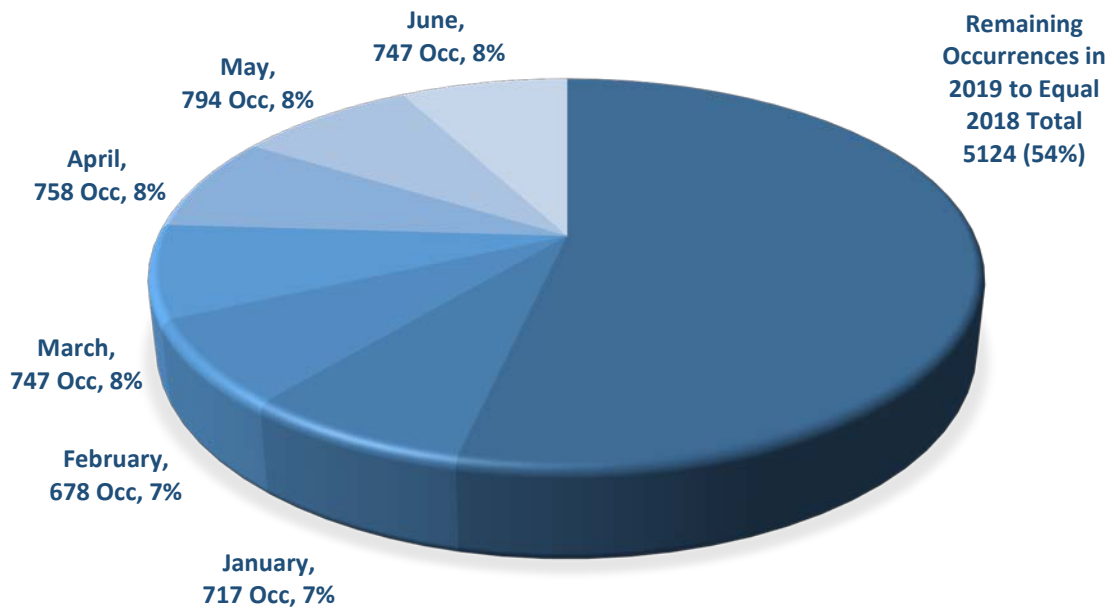


Note: The “Other” category captures situations where the public is attending the front counter to either pick up their Police Information Checks, Motor Vehicle Collisions, Court documents or make a general inquiry. It further contains situations where the public attends the Police Station, however does not have the required documents to complete a Police Information Check or Motor Vehicle Collision, volunteers attending the building and delivery personnel.

Number of Occurrences

	January	February	March	April	May	June	July
Dispatched	300	295	341	310	398	345	
Total Occurrences	717	678	747	758	794	747	

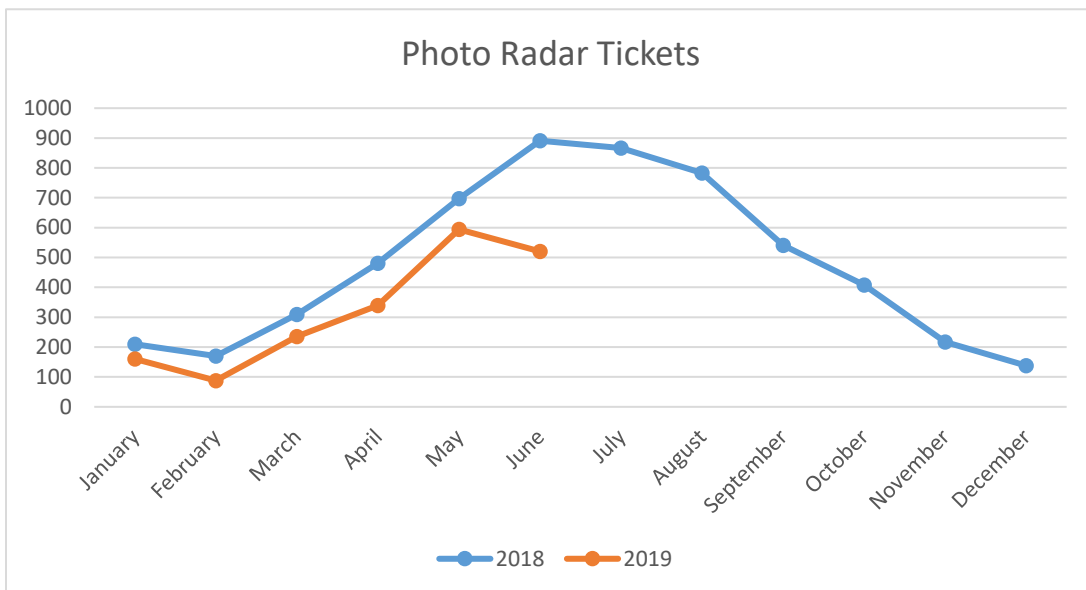
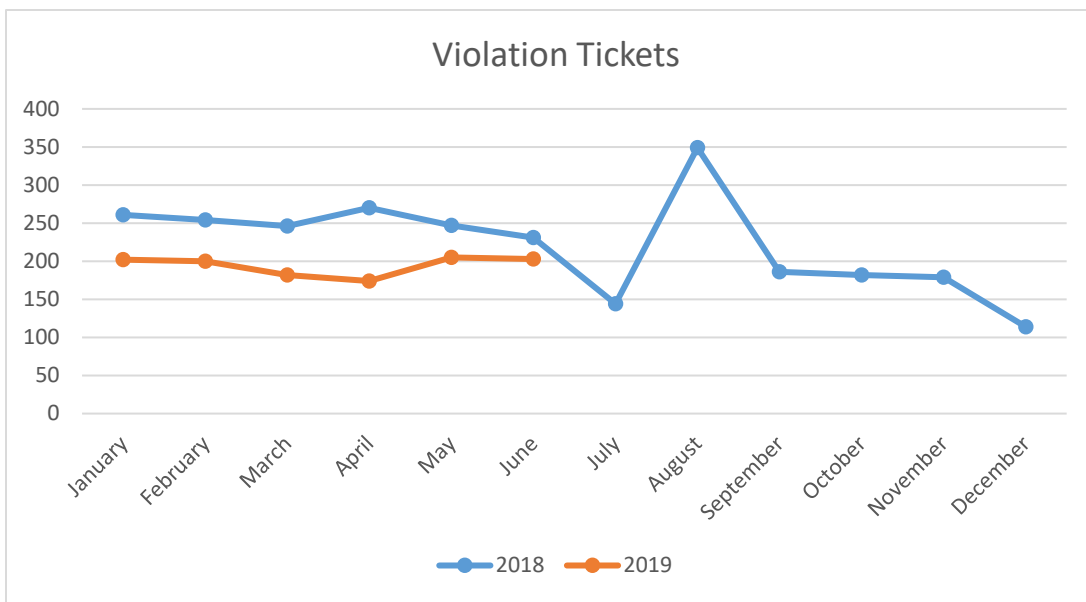
2019 Occurrences



The total reported occurrences from January 1 – June 30, 2019 is 4459, which is 473 reported occurrences below the 2018 total of 4932 for the same time period.

Violation Tickets Issued

	January	February	March	April	May	June	July
Violation Tickets	202	200	182	174	205	203	
Photo Radar	160	88	235	339	594	520	
Total	362	288	417	513	799	723	



Monthly Comparisons

Crimes Against Persons					
	Compared to same month last year	2018 Yr Total	June 2018	June 2019	5 Yr Average
Homicide		0	0	0	0
Robbery		2	0	1	3
Sexual Assault		35	4	4	22
Assault		166	18	22	169
Criminal Harassment		16	3	2	18
Uttering Threats		62	5	4	58
Crimes Against Property					
	Compared to same month last year	2018 Yr Total	June 2018	June 2019	5 Yr Average
Break and Enter		120	6	7	92
Business		35	1	1	30
Residential		44	3	1	34
Other (Detached Garden Shed)		40	2	5	28
Theft of Motor Vehicles		60	8	4	62
Car		12	1	0	11
Truck/SUV		42	7	1	38
Motorcycle		0	0	0	1
Other (Van, ATV, Snowmobile, boat, etc)		6	0	3	12
Theft Over \$5,000		10	1	0	9
Theft from Motor Vehicles		0	0	0	2
Shoplifting Over \$5,000		0	0	0	1
Other Thefts Over \$5,000		10	1	0	7
Thefts Under \$5,000		414	28	36	401
Thefts from Motor Vehicles		92	6	6	120
Shoplifting Under \$5,000		157	9	12	108
Other Thefts Under \$5,000		165	13	18	174

Monthly Comparisons (cont'd)

Crimes Against Property Continued						
		Compared to same month last year	2018 Yr Total	June 2018	June 2019	5 Yr Average
Mischief		↓	123	17	12	185
Frauds		↓	168	12	6	141
	Credit Card	↓	16	1	0	19
	General Fraud	↓	140	11	4	116
	Forgery & Uttering	↑	9	0	2	3
	Other (Counterfeiting, Personation)	↔	3	0	0	4
Drug Offences						
		Compared to same month last year	2018 Yr Total	June 2018	June 2019	5 Yr Average
Possession		↓	167	13	5	215
	Cocaine	↓	20	2	1	24
	Methamphetamine	↓	42	8	2	37
	Other	↓	63	3	2	57
Trafficking/Possession for the Purpose of Trafficking		↔	25	1	1	38
	Cocaine	↓	7	1	0	18
	Methamphetamine	↑	8	0	1	8
	Other	↔	10	0	0	12