

Monthly Crime Report

May 2018



May 2018 Crime Report

Purpose:

The purpose of this report is to provide an analysis of crime and other police activities that occurred in the city of Camrose in the month of May 2018. The information is captured through Police records management systems and daily stats collection.

Disclaimer:

Statistics gathered for this report are based on the best available information at the time of drafting, and could be subject to change based on files being under investigation, or being reported at a later date.

Completed by:



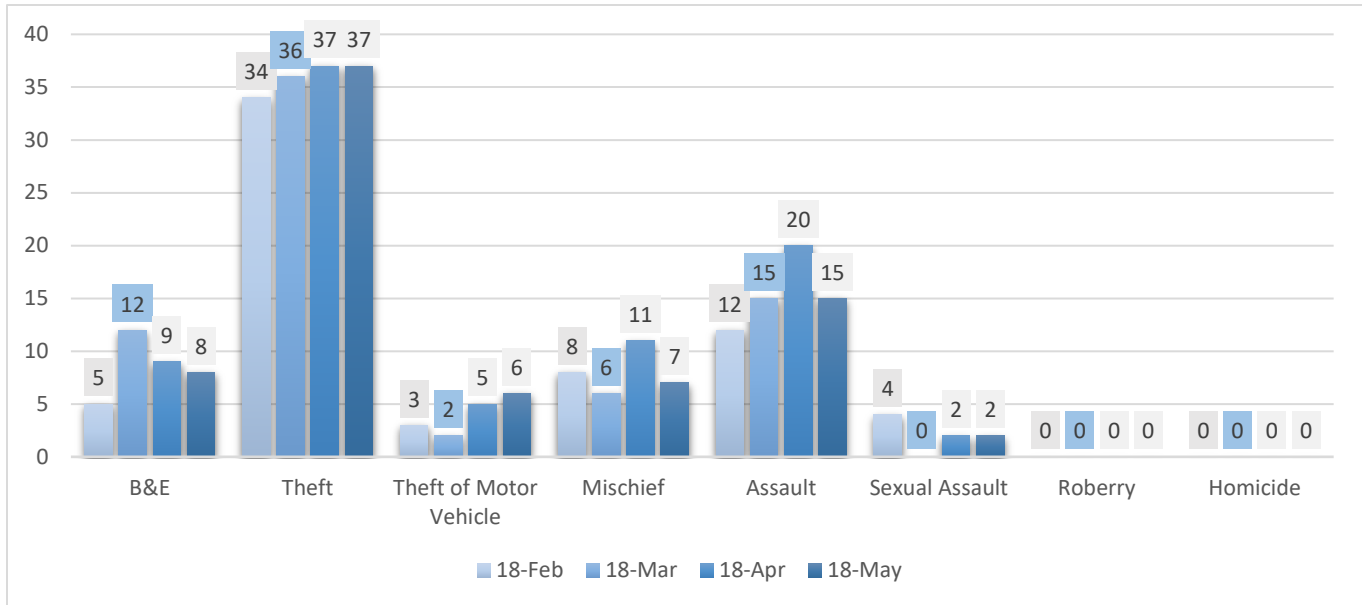
Barb Fowler
Crime Analyst



Sgt. Craig Ferguson
i/c Major Crimes Unit

Eight Crime Indicators – May 2018

Number of Occurrences for these 8 Crime Types



Monthly Total of 8 Crime Indicators:

January 2018	70	April 2018	84
February 2018	66	May 2018	75
March 2018	71		

Highlights:

April saw a slight increase in the 8 Crime Indicators, however the numbers for May are comparable to the remaining previous months.

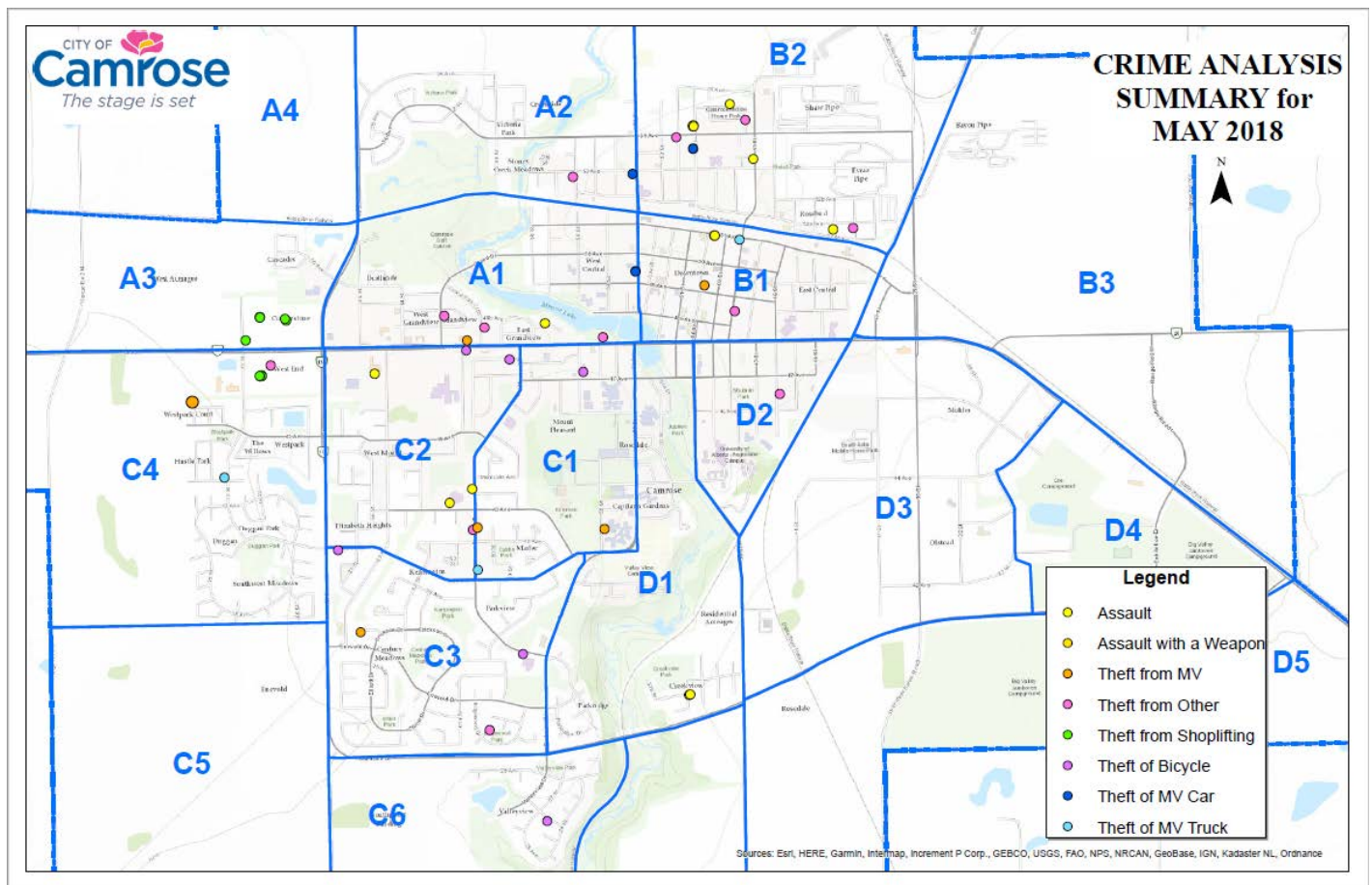
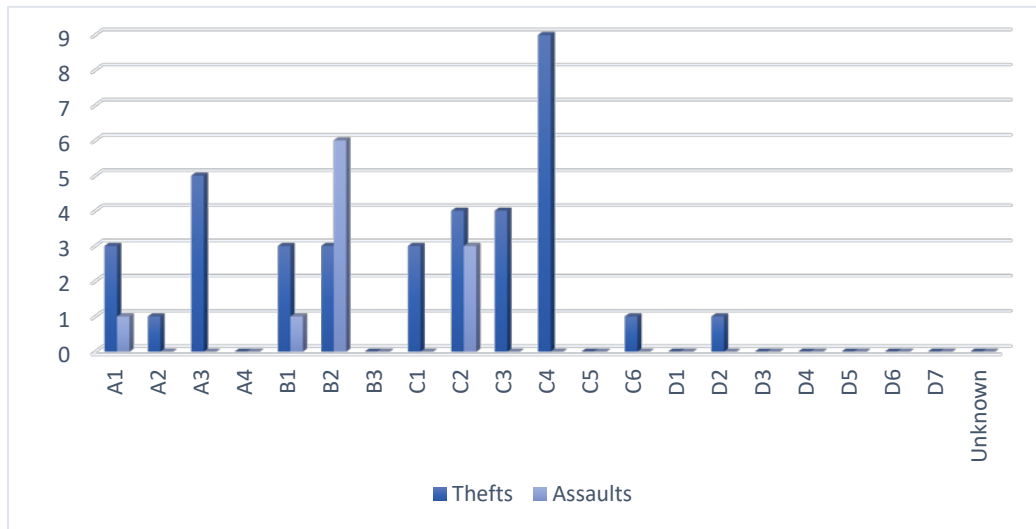
Thefts remained consistent, however we can predict to see an increase in thefts of bicycles and thefts from yards with the summer months ahead. These thefts can be reduced by locking your property.

Eight Crime Indicators

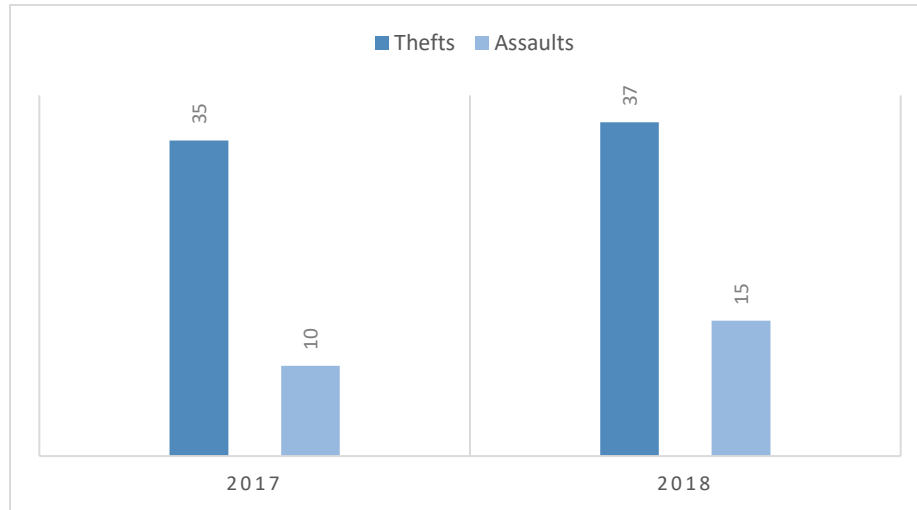
Information obtained from daily stats collections which varied by the end of the Month due to scoring changes as a result of Police investigation.

May 2018						
Sunday	Monday	Tuesday	Wednesday	Thursday	Friday	Saturday
		1 B&E Theft	2 B&E Theft (x2) Theft of MV Sexual Assault	3 Theft (x2) Theft of MV Mischief	4 Theft Mischief Assault	5 Theft Assault
6 B&E Theft of MV	7 Assault	8 Theft Assault (x2)	9 Theft (x3)	10	11 Theft (x3) Assault (x2)	12 Theft
13 Theft (x2) Assault (x2)	14 Theft	15 Theft (x2) Theft of MV Mischief Assault	16 Mischief Assault	17 Theft	18 B&E Theft	19 Theft (x2) Assault
20 B&E Theft Assault	21	22 Mischief	23 Theft	24 Theft	25 Theft (x3)	26 Assault
27 Theft	28 B&E	29 Theft	30 B&E (x2) Theft Sexual Assault	31 B&E Assault		

Thefts & Assaults – Occurrence Zones



Thefts & Assaults Compared May 2017 to May 2018



Thefts:

In May 2018, there were 37 reports of theft compared to 35 reports in May of 2017.

Of the 37 occurrences:

- 14 reports were received of thefts of various property from residences/yards
- 3 reports were received of thefts from a business/work location
- 1 report was received of a theft from a park
- 1 report was received of a theft from a school
- 5 reports were received of theft from a motor vehicle, 2 from the outside of a vehicle and 3 from the interior of the vehicle. Of the 3 thefts from the interior of the vehicle, 2 of the vehicles were not locked.
- 13 total reports were received of shoplifting at 4 different businesses.

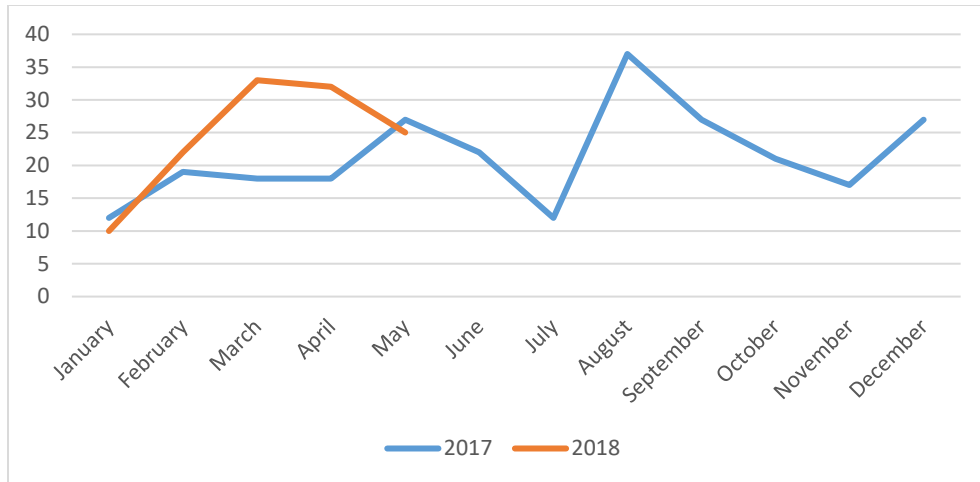
Assaults:

In May 2018, there were 15 reports of assault compared to 10 reports in May of 2017.

Of the 15 occurrences:

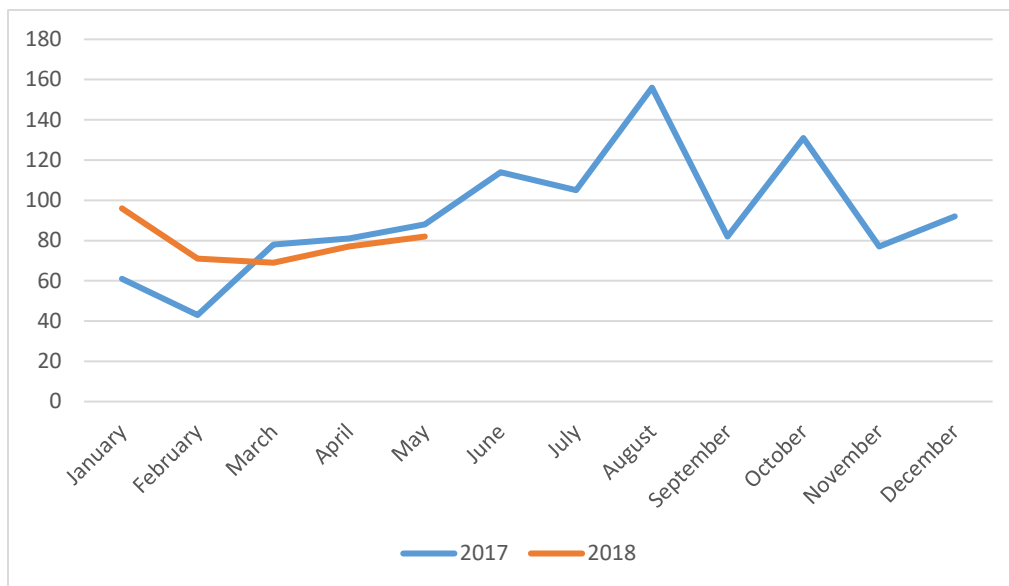
- 10 reports were domestic violence
- 2 reports were familial
- 1 occurrence was between two male youths at a school playground
- 1 assault on Police where a member was spat on
- 1 report where the subjects were acquaintances
- 9 of the 15 assault occurrences occurred on a Friday, Saturday or Sunday.

Crimes Against Persons 5 Year Monthly Average – 24



The total number of Crimes against Persons was 25 in May of 2018, compared to 27 in May of 2017.

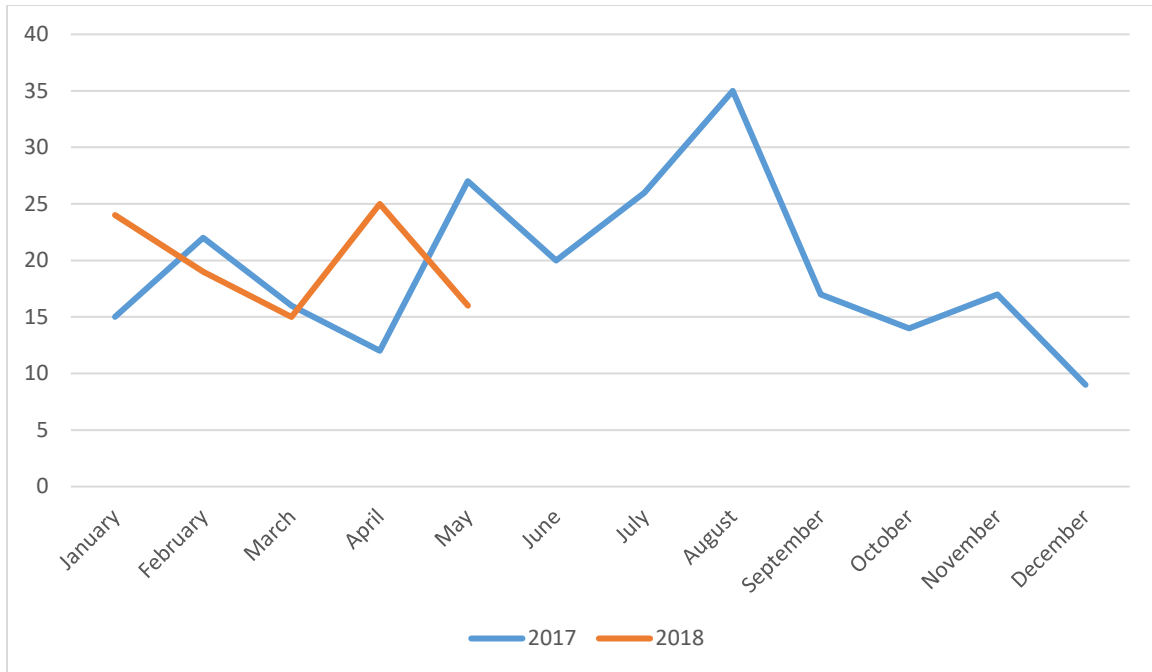
Crimes Against Property 5 Year Monthly Average – 83



The total number of Crimes against Property in May 2018 was 82, compared to 88 in May of 2017.

Drug Occurrences

5 Year Monthly Average – 23

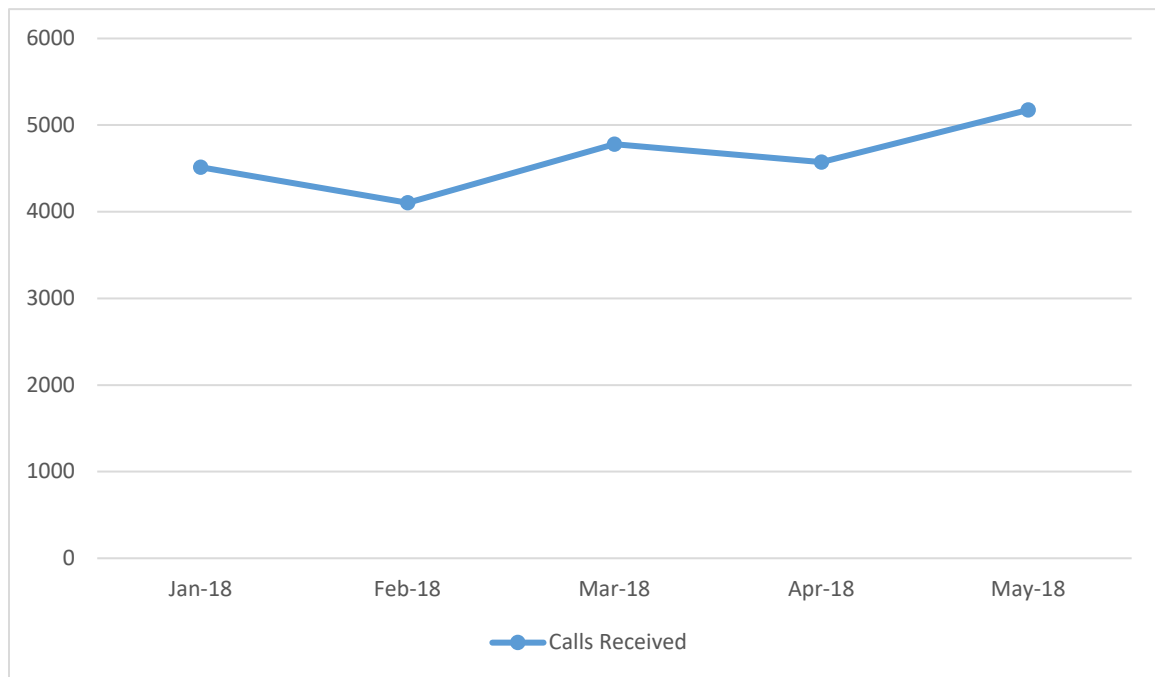


There were 16 drug offence occurrences in May 2018, compared to 27 drug occurrences in May 2017. Trafficking and possession had both decreased.

Of the 11 occurrences in the category of possession of Cannabis Marihuana, 3 of the occurrences were as a result of the suspects/vehicles entering a Checkstop. 1 occurrences was as a result of school administrators locating Cannabis Marihuana in a school locker.

Calls Received by Communications

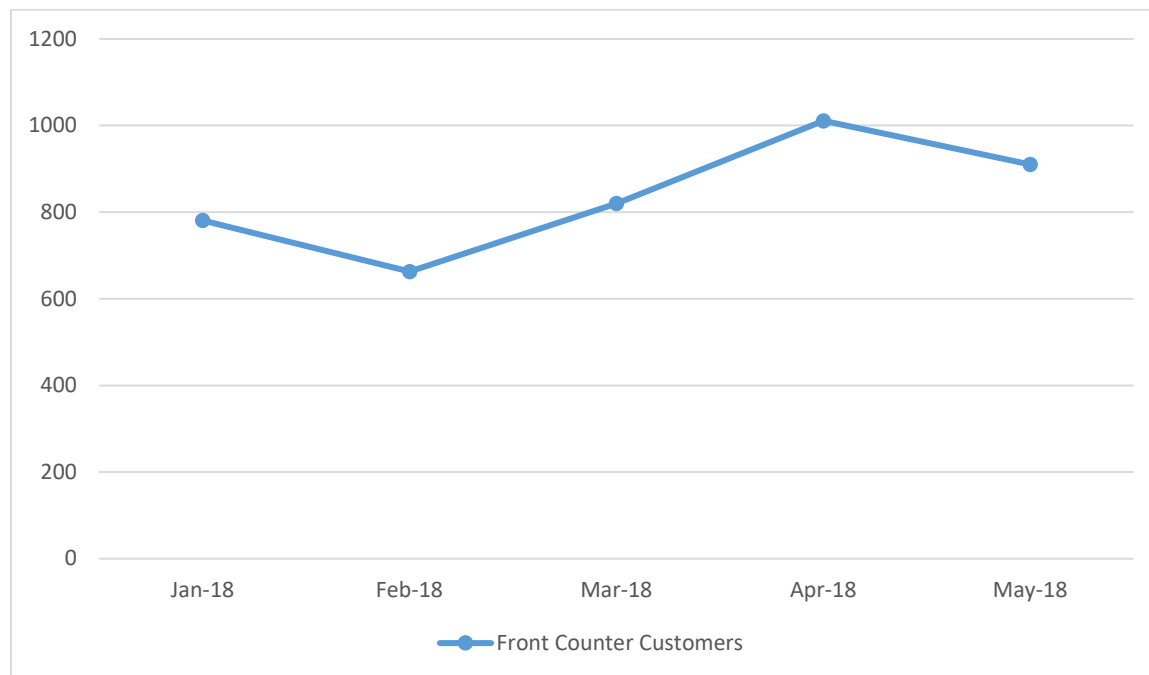
	January	February	March	April	May
Comm 1	1884	1641	2020	1875	2146
Comm 2	2024	1941	2123	2131	2407
911 Calls	604	521	635	567	622
Totals	4512	4103	4778	4573	5175



Note: Increase noted in calls received by the Police Station due to phone line testing on May 29/18 – approximately 200.

Front Counter Customers

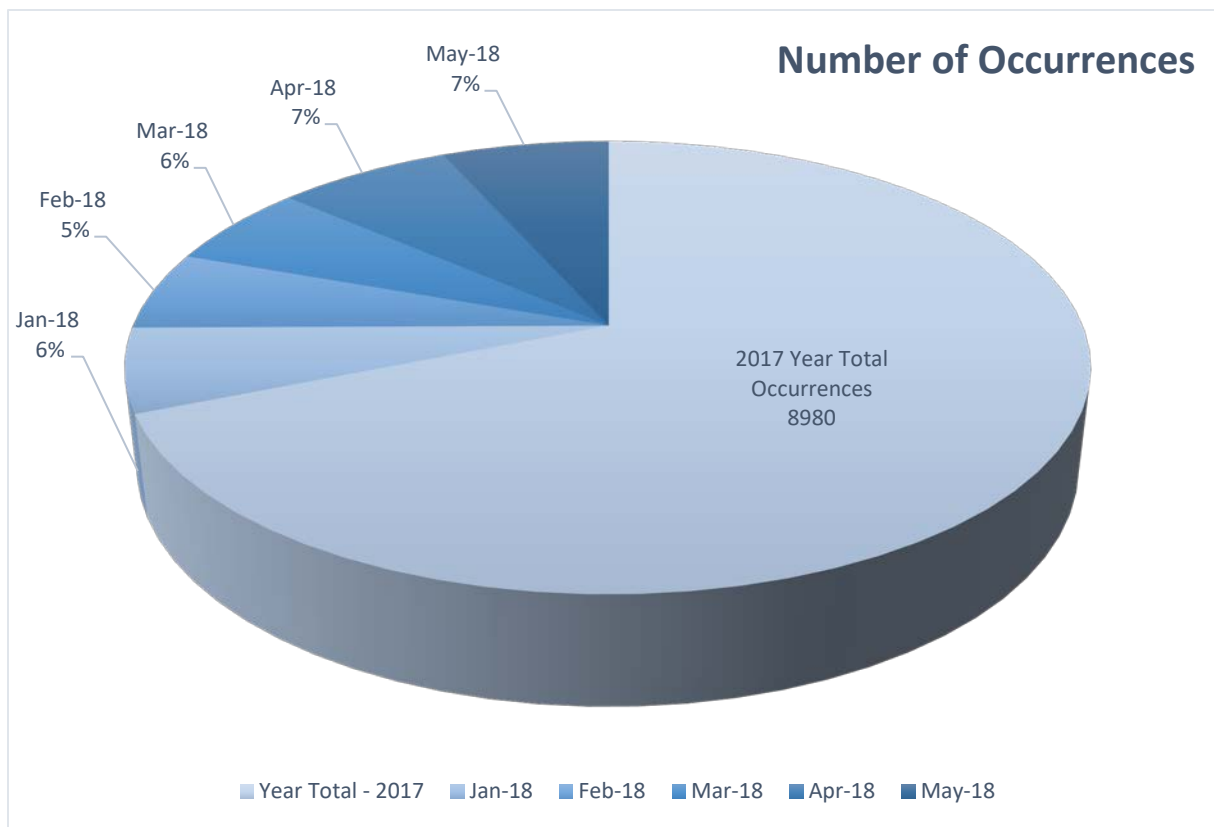
	January	February	March	April	May
MVC	53	41	47	41	46
PIC	187	103	140	210	146
Complaint	60	55	69	80	87
Other	481	464	564	680	631
Totals	781	663	820	1011	910



Note: The “Other” category captures situations where the public is attending the front counter to either pick up their Police Information Checks, Motor Vehicle Collisions, Court documents or make a general inquiry. It further contains situations where the public attends the Police Station, however does not have the required documents to complete a Police Information Check or Motor Vehicle Collision, volunteers attending the building and delivery personnel.

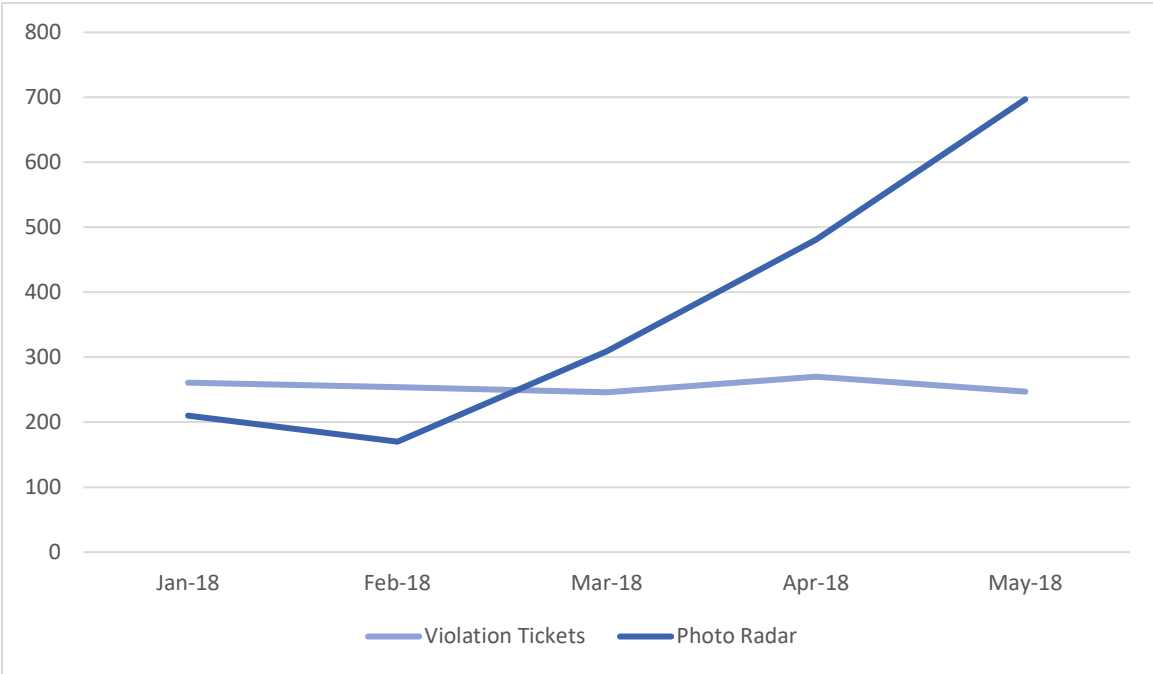
Number of Occurrences

	January	February	March	April	May
Dispatched	310	283	303	374	352
Total Occurrences	782	731	772	906	870



Violation Tickets Issued















	January	February	March	April	May		
Violation Tickets	261	254	246	270	247		
Photo Radar	210	170	309	481	697		
Total	471	424	555	751	944		



Monthly Comparisons

Crimes Against Persons					
	Compared to same month last year	2017 Yr Total	May 2017	May 2018	5 Yr Average
Homicide		0	0	0	0
Robbery		0	0	0	3
Sexual Assault		24	5	2	18
Assault		138	10	15	172
Criminal Harassment		15	1	1	21
Uttering Threats		52	6	6	64
Crimes Against Property					
	Compared to same month last year	2017 Yr Total	May 2017	May 2018	5 Yr Average
Break and Enter		72	4	8	85
Business		19	0	1	27
Residential		30	2	2	31
Other (Detached Garden Shed)		23	2	5	27
Theft of Motor Vehicles		65	1	6	56
Car		11	0	3	10
Truck/SUV		53	1	3	34
Motorcycle		0	0	0	1
Other (Van, ATV, Snowmobile, boat, etc)		1	0	0	11
Theft Over \$5,000		9	0	0	9
Theft from Motor Vehicles		4	0	0	2
Shoplifting Over \$5,000		0	0	0	1
Other Thefts Over \$5,000		5	0	0	7
Thefts Under \$5,000		446	35	37	390
Thefts from Motor Vehicles		98	4	5	124
Shoplifting Under \$5,000		161	10	13	86
Other Thefts Under \$5,000		187	21	19	181

Monthly Comparisons (cont'd)

Crimes Against Property Continued						
		Compared to same month last year	2017 Yr Total	May 2017	May 2018	5 Yr Average
Mischief			145	18	7	216
Frauds			188	12	13	125
	Credit Card		36	3	0	18
	General Fraud		138	6	12	101
	Forgery & Uttering		10	2	0	2
	Other (Counterfeiting, Personation)		4	1	1	3
Drug Offences						
		Compared to same month last year	2017 Yr Total	May 2017	May 2018	5 Yr Average
Possession			151	19	11	211
	Cocaine		22	4	0	24
	Marihuana		95	6	11	140
	Other		34	9	0	47
Trafficking/Possession for the Purpose of Trafficking			34	7	4	42
	Cocaine		19	1	1	22
	Marihuana		4	2	1	9
	Other		11	4	2	5