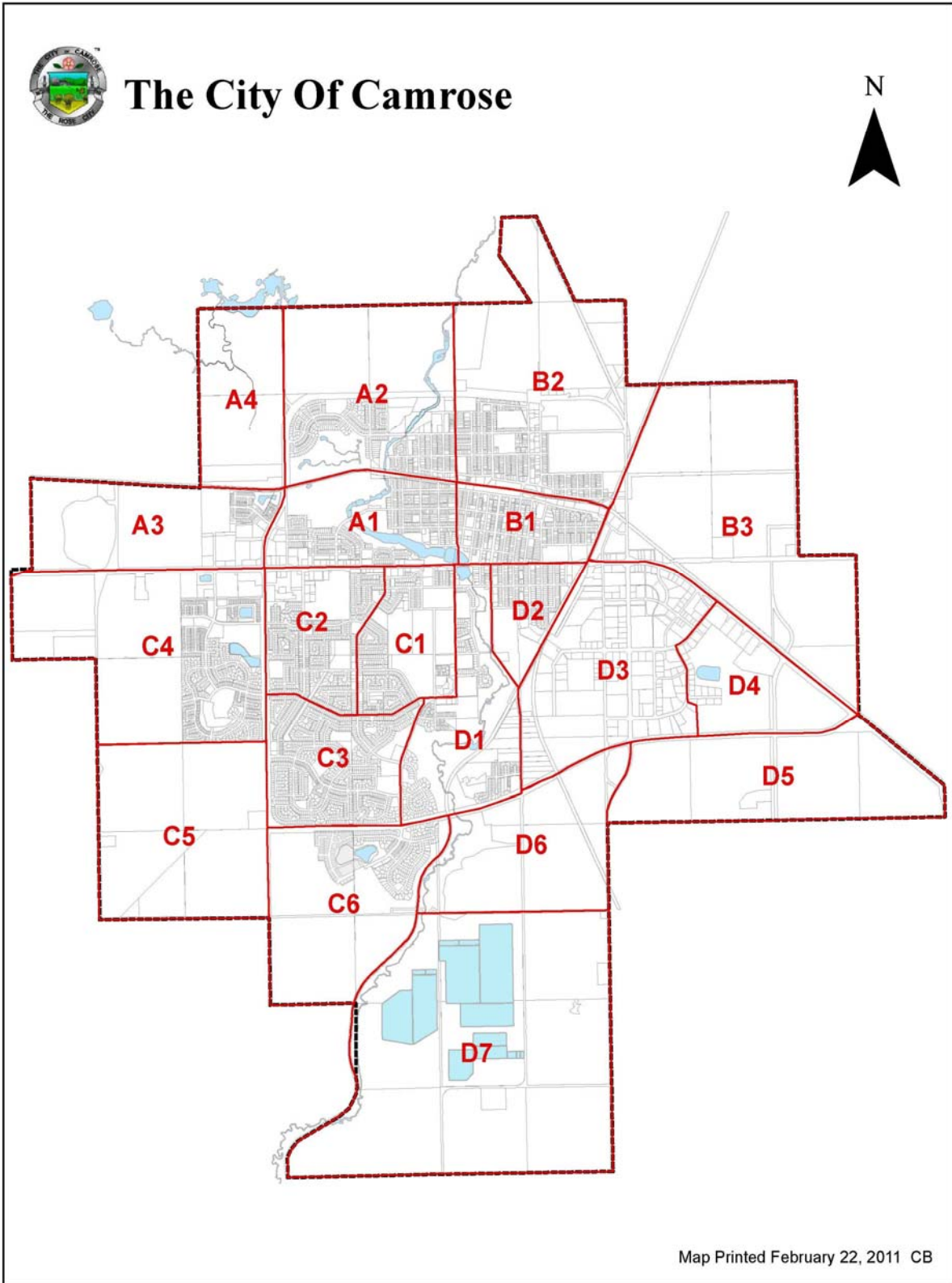




# 2015 Crime Analysis



# Zone Map



*“Public safety through policing excellence”*

## **2015 CRIME ANALYSIS**

This report will focus on the analysis of three main areas: total criminal code offences, drug offences, and provincial offences. Total criminal code offences have been broken down further into the categories of crimes against persons, crimes against property, and other criminal code offences.

The specific numerical breakdown of offences can be found under Appendix “A”. Information in the 2015 Crime Analysis was obtained from the Police Reporting and Occurrence System (P.R.O.S.), investigative files, Intelligence Reports and Domestic Violence Statistics Reports.

In 2015, the total reported criminal offences was 2,070. This figure represents a 17% increase from the 2014 reported statistics of 1,771. The total reported criminal offences for 2015 is 4% above the 10 year reported average for the City of Camrose.

The total reported drug offences in 2015 was 328. This figure represents a 2% increase over 2014 where 323 drug offences were reported. The total reported drug offences in 2015 is 58% above the 10 year reported average for this category.

In review of this analysis, a commentary is included in Appendix “B”.

Completed by:



Barb Fowler  
Crime Analyst



Sgt. J.L. Corbett  
I/C Major Crimes Unit

## CRIMES AGAINST PERSONS

This category relates to all occurrences involving the offences of: Homicide, Robbery, Sexual Assault, Assault, Criminal Harassment, Kidnapping & Uttering Threats.

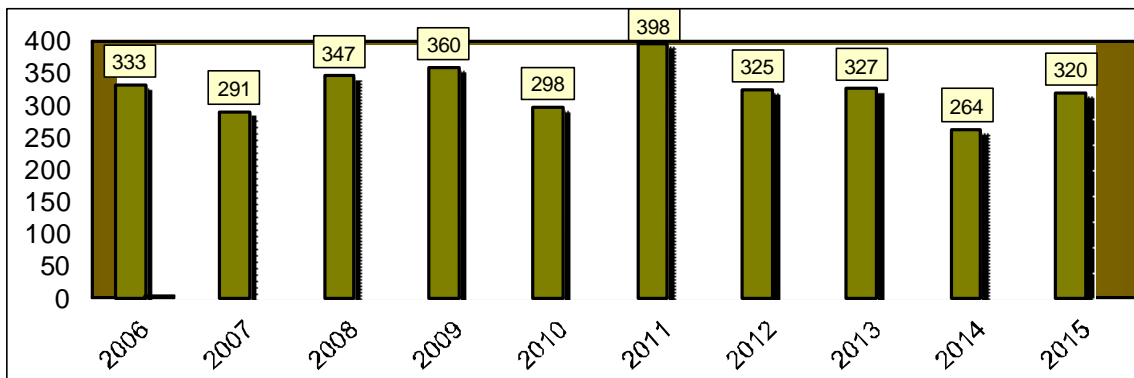
In 2015 there were no reported occurrences of Murder or Manslaughter, 8 reported occurrences of Robberies, 148 reported occurrences of Assault, 36 reported occurrences of Assault Level II (Assault with a Weapon, Assault Causing Bodily Harm), 3 reported occurrences of Assault Level III (Aggravated Assault), 9 reported occurrences of Assault on Police, 18 reported occurrences of Other Sex Offences (which include Sexual Interference, Invitation to Sexual Touching, etc), and 20 reported occurrences of Sexual Assault. Out of the 23 categories of crimes against persons, only 3 categories decreased, while the remaining 20 categories either increased or remained the same from the 2014 stats.

Total crimes against persons increased 21% over the last year, from 264 in 2014 to 320 in 2015, with the majority of the 2015 offences being Level I Assault at 148 and Uttering Threats at 62. Domestic Violence statistics are recorded under the appropriate Criminal Code offence category. Direct reference to the Domestic Violence Statistics report shows a total of 94 Domestic Violence Incidents reported in 2015, compared to 56 reported incidents in 2014. This represents a 68% increase in overall Domestic Violence incidents reported for 2015.

### SUMMARY

In 2015 the total number of crimes against persons offences increased by 21%, with 56 additional reported occurrences in 2015 compared to 2014, and 2% below the 10 year average.

A total of 8 Robberies were reported in 2015, compared to 4 Robberies in 2014. Extortion increased by 2 reported occurrences, and both occurrences involved sexual acts over the internet. Assault & Uttering Threats captured the largest reported occurrences in the category of crimes against persons.



10 Year Average - 326

## CRIMES AGAINST PROPERTY

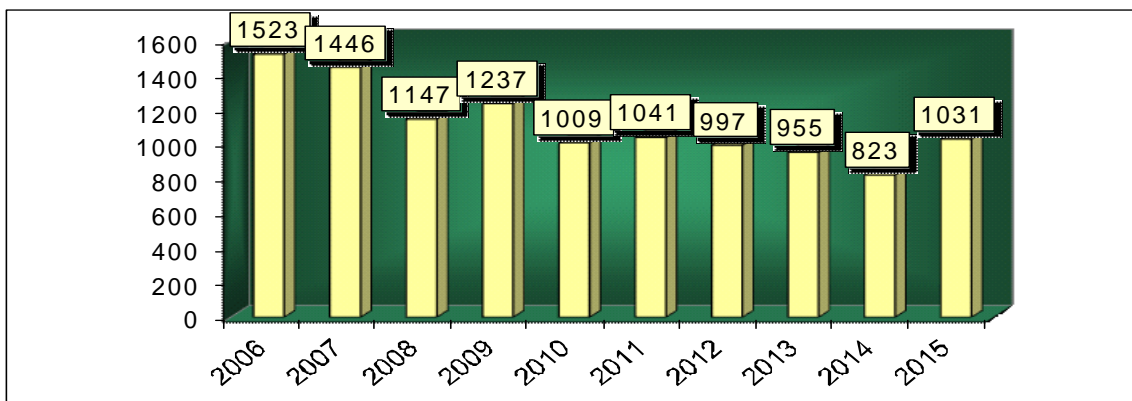
This category relates to occurrences involving Break and Enters, Thefts, Possession of Stolen Property, Property Damage and Frauds.

Break and Enters increased 46%, Theft of Motor Vehicles increased 119%, Theft Over \$5,000 increased 22%, and Theft Under \$5,000 increased by 34%. Total Property Damage offences decreased 20%, and Possession of Stolen Property increased by 84%. Arson - Damage Property went from 4 reported occurrences in 2014, to 5 reported occurrences in 2015.

Total Fraud related occurrences increased by 30%. General Frauds reported the largest increase of 37%, from 86 reported occurrences in 2014, to 118 reported occurrences in 2015. Credit card frauds decreased from 10 reported occurrence in 2014, to 7 reported occurrences in 2015. Counterfeiting-Possession/Uttering, Personation, Forgery and Uttering categories all remained the same in 2015. As in the past, in 2015 the majority of general Fraud occurrences consisted of fraud attempts through the mail, telephone or internet where requests were made to forward money to foreign destinations in promise of greater rewards. Many of these occurrences continue to be deterred through Crime Prevention, education and enforcement initiatives.

### SUMMARY

In 2015, the total number of crimes against property offences increased by 25%, with 208 additional reported occurrences in 2015 compared to 2014. Business Break and Enters increased 318%, from 11 reported occurrences in 2014, to 46 reported occurrences in 2015. Theft of Truck incidents increased 156%, from 18 reported occurrences in 2014, to 46 reported occurrences in 2015. Thefts from Motor Vehicles also increased in 2015, from 95 reported occurrences in 2014, to 140 reported occurrences in 2015. Possession of Stolen Property recorded another noteworthy increase of 84%, with 55 reported occurrences in 2014 compared to 101 reported occurrences in 2015.



10 Year Average - 1121

## OTHER CRIMINAL CODE

This range of categories include other sections found in the Criminal Code that deal with offences such as Breach of Probation, Bail Violations, Weapons Offences, Disturbing the Peace, Obstruct/Resist Police Officer and Indecent Act.

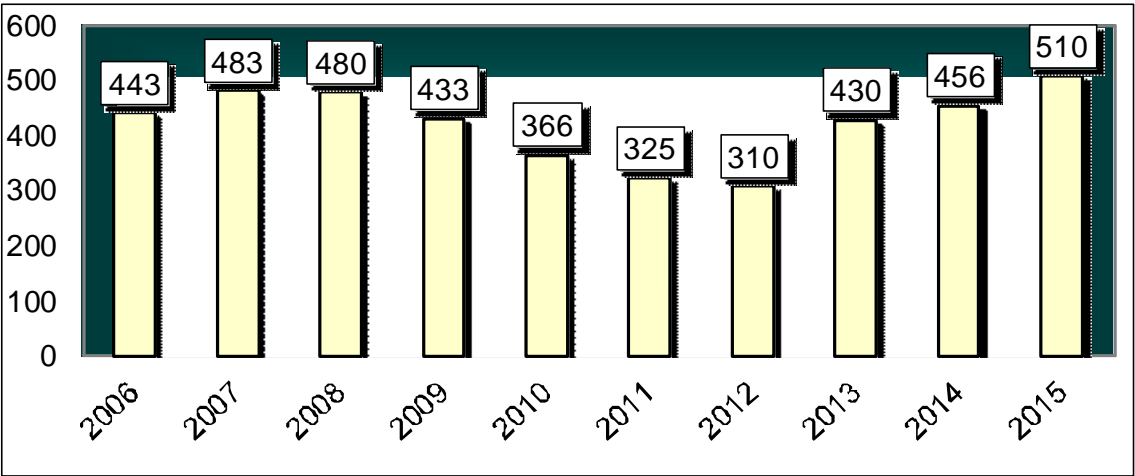
Three categories experienced a decrease, 5 categories experienced an increase and 3 categories remained the same from the 2014 stats. The category of Bail Violation recorded the largest increase of 34%, from 207 reported occurrences in 2014, to 278 reported occurrences in 2015. Voyeurism occurrences increased from 0 reported occurrences in 2014, to 4 reported occurrences in 2015. The categories of Child Pornography remained the same with 1 reported occurrence in 2014 and 2015. Escape Custody & Prisoners Unlawfully at Large also remained the same, with no reported occurrences in the last 5 years. Weapons Offences increased 10%, from 49 reported occurrences in 2014, to 54 reported occurrences in 2015.

Breach of Probation occurrences decreased 15%, from 78 reported occurrences in 2014, to 66 reported occurrences in 2015. Obstruction/Resist Police occurrences remained consistent with 29 reported occurrences in 2014, and 30 reported occurrences in 2015.

The category of Indecent Act decreased 33%, from 3 reported occurrences in 2014, to 2 reported occurrences in 2015. The category of Disturbing the Peace also recorded a decrease of 18%, from 89 reported occurrences in 2014, to 73 reported occurrences in 2015.

### SUMMARY

In 2015, the total number of other Criminal Code offences increased by 12%, with 54 more reported occurrences in 2015 compared to 2014. A constant increase was noted with the number of Bail Violations recorded in 2015 (278) compared to previous years, and can be attributed to continued enhanced proactive policing efforts as outlined in the Offender Management Problems, Objectives & Goals initiative.



10 Year Average - 424

# DRUG OFFENCES

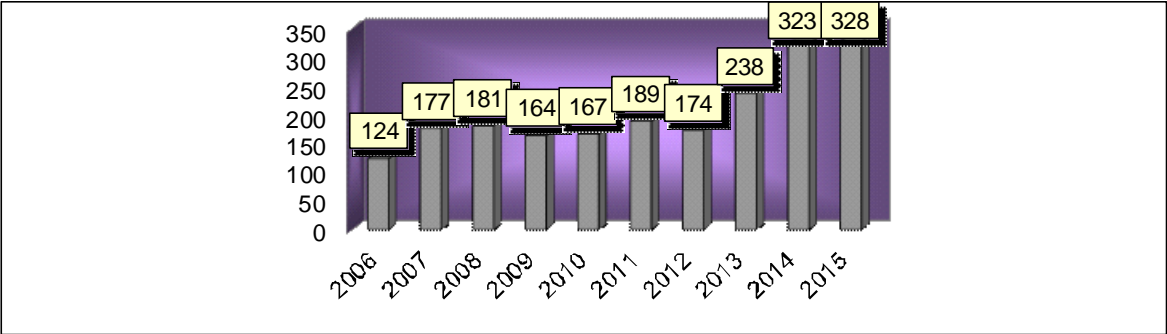
This category of offences deal with crimes associated to the Controlled Drugs & Substances Act. These crimes may include (but are not limited to) Drug Trafficking, Possession for the Purpose of Drug Trafficking, Possession, Production, and Possession of Property Obtained directly or indirectly as a result of Controlled Drugs & Substances offences (Proceeds of Crime).

The category of Cocaine Possession remained the same with 28 occurrences in both 2014 and 2015. Possession of Cannabis Marihuana saw an increase of 21% with 150 occurrences in 2014, and 181 occurrences in 2015. Possession of Cannabis Resin recorded a significant increase from 2 reported occurrences in 2014, to 9 reported occurrences in 2015. Possession of Other Schedule I Drug (morphine, meth, MDA, etc) saw an increase of 36%, from 44 reported occurrences in 2014, to 60 reported occurrences in 2015. Possession of Other Schedule III Drugs (ecstasy, MDMA, etc) increased 14%, from 7 reported occurrences in 2014, to 8 reported occurrences in 2015. Possession of Psilocybin remained the same with 1 reported occurrence in both 2014 and 2015.

The category of Cocaine Trafficking recorded a decrease of 63%, from 30 reported occurrences in 2014, to 11 reported occurrences in 2015. Cannabis Marihuana Trafficking saw an increase of 63%, from 8 reported occurrences in 2014, to 13 reported occurrences in 2015. Methamphetamine Trafficking decreased from 16 reported occurrences in 2014, to 7 reported occurrences in 2015. Trafficking of Other Schedule I Drugs (morphine, etc) decreased from 3 reported occurrences in 2014, to 2 reported occurrences in 2015. Trafficking of Other Schedule III Drugs (ecstasy, MDMA, etc) decreased from 4 reported occurrences in 2014, to 0 reported occurrences in 2015. Trafficking of Cannabis Resin has remained consistent with no reported occurrences in the last 5 years.

## SUMMARY

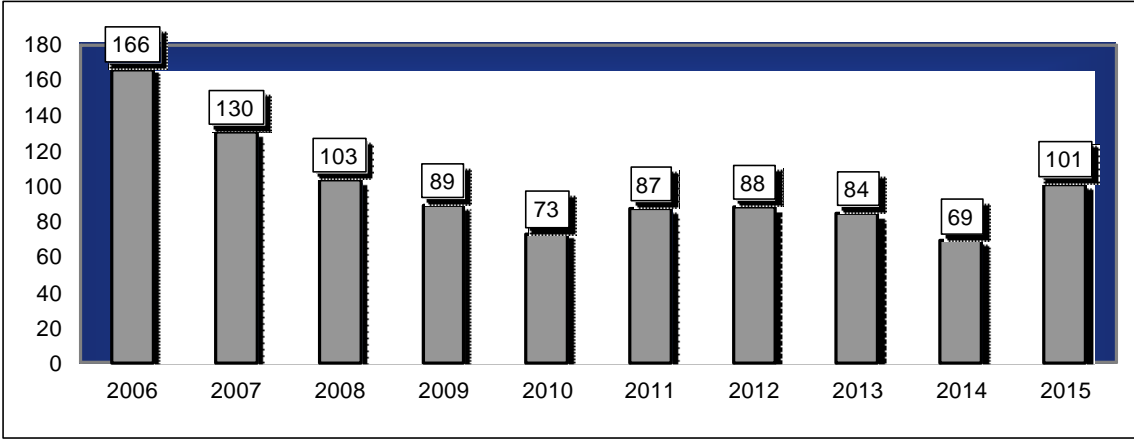
In 2015, total Drug offences was 328, which is an increase of 2% from the 2014 statistic of 323 reported occurrences. Possession of Cannabis (both marihuana & resin) saw an increase of 25%, from a total of 152 occurrences in 2014, to 190 occurrences in 2015. Possession of Other Schedule I Drugs (morphine, meth, MDA, etc) increased 36%, from 44 occurrences in 2014, to 60 occurrences in 2015, with 40 of those occurrences involving methamphetamine. Proceeds of Crime Offences saw a decrease of 71%, with 28 reported occurrences in 2014, to 8 reported occurrences in 2015, which is consistent with previous years.



10 Year Average - 207

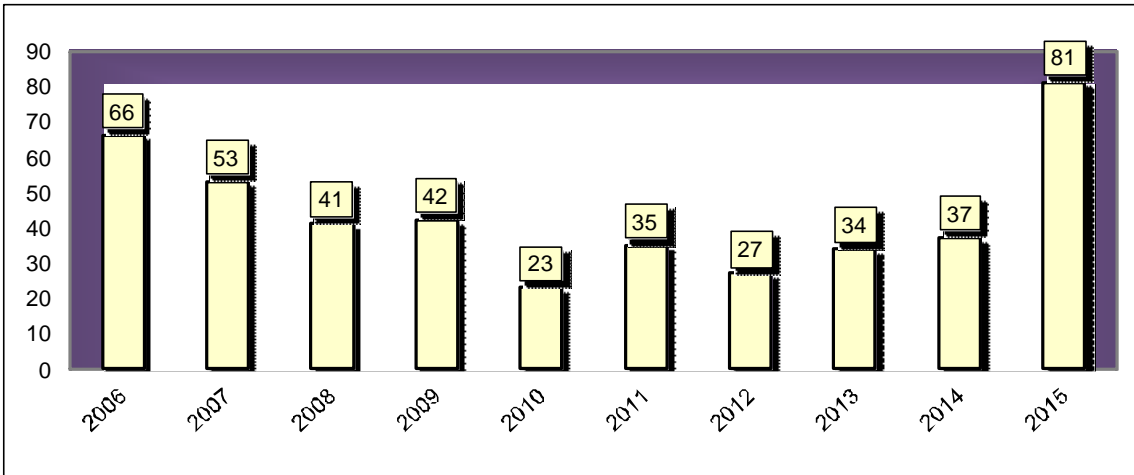


## BREAK AND ENTERS



10 Year Average - 99

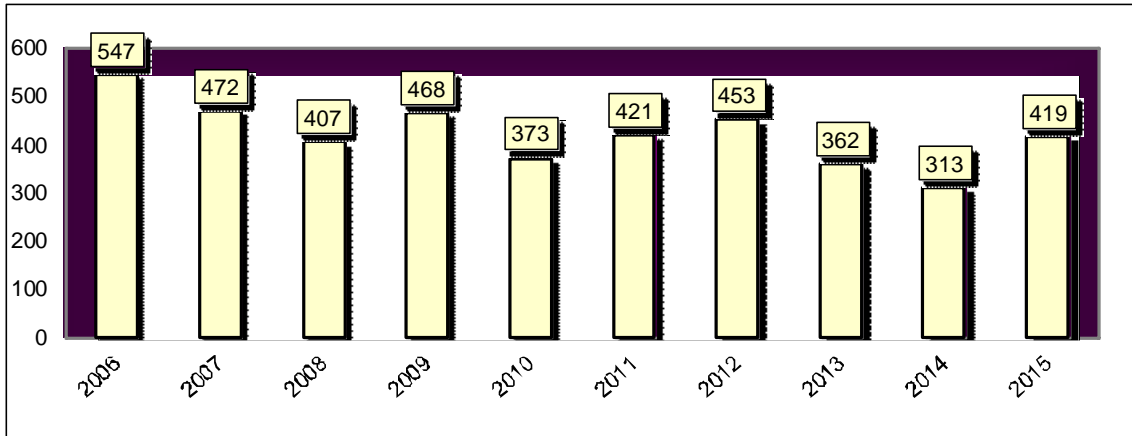
## THEFTS OF MOTOR VEHICLES



10 Year Average - 44

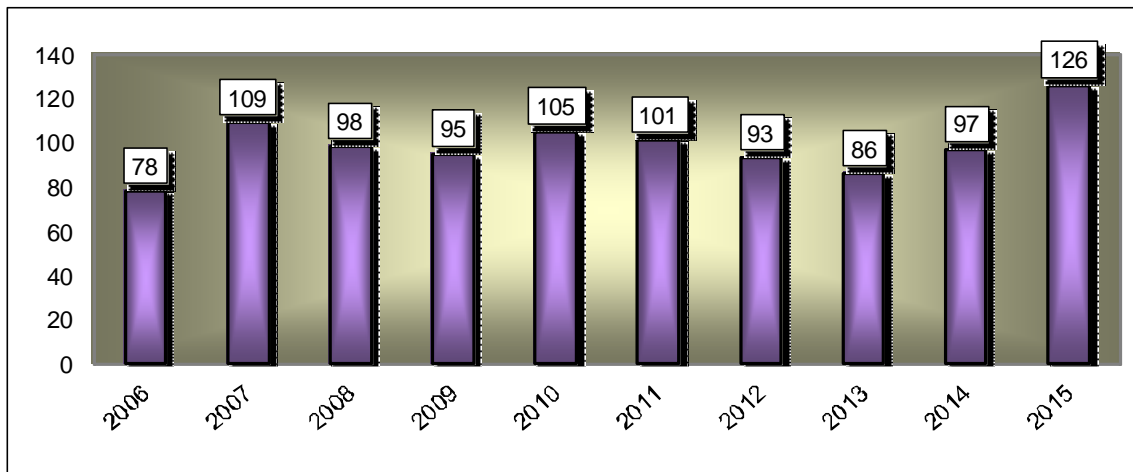


## **THEFTS OVER AND THEFTS UNDER**



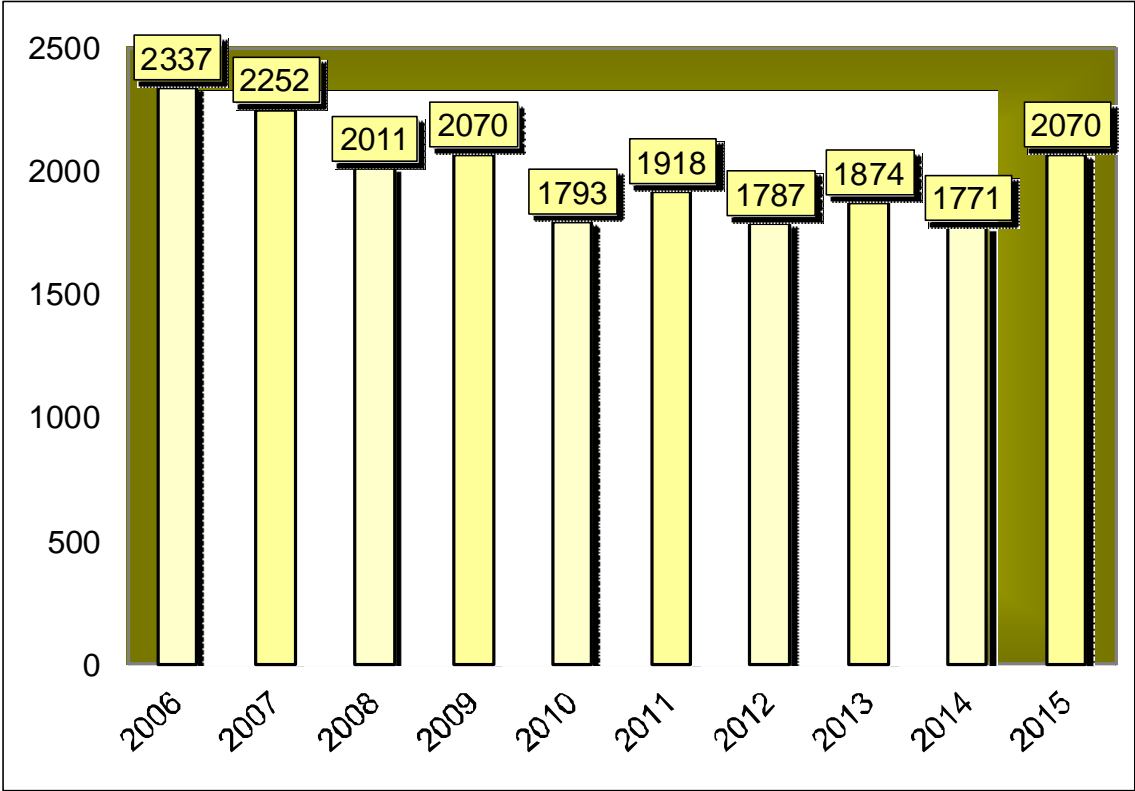
10 Year Average - 424

## **FRAUDS**



10 Year Average - 99

# TOTAL CRIMINAL CODE OFFENCES



10 Year Average - 1988

**CRIMES AGAINST PERSONS**

Appendix “A”

	2011	2012	2013	2014	2015	% Difference 2014 to 2015
<b>HOMICIDE</b>						
Murder/Manslaughter	1	2	0	0	0	0%
Attempted Murder	0	0	0	0	0	0%
Conceal Dead Body/Child at Birth	0	0	0	0	0	0%
<b>TOTAL HOMICIDE</b>	<b>1</b>	<b>2</b>	<b>0</b>	<b>0</b>	<b>0</b>	<b>0%</b>
<b>ROBBERY</b>						
Robbery with Firearm	0	1	0	1	4	300%
Robbery with Offensive Weapon	3	2	1	1	2	100%
Other Robbery	0	1	1	2	2	0%
<b>TOTAL ROBBERY</b>	<b>3</b>	<b>4</b>	<b>2</b>	<b>4</b>	<b>8</b>	<b>100%</b>
<b>ASSAULTS</b>						
Sexual Assault With Weapon	0	0	0	0	0	0%
Sexual Assault	9	12	15	12	20	67%
Assault Level 1	173	154	137	114	148	30%
Assault Level 2	31	27	33	26	36	38%
Aggravated Assault Level 3	1	3	2	2	3	50%
Assault on Police	10	4	9	6	9	50%
Other Assaults	2	4	2	1	2	100%
Discharge Firearm	0	0	0	0	0	0%
<b>TOTAL ASSAULTS</b>	<b>226</b>	<b>204</b>	<b>198</b>	<b>161</b>	<b>218</b>	<b>35%</b>
<b>OTHER SEX OFFENCES</b>	<b>7</b>	<b>3</b>	<b>3</b>	<b>3</b>	<b>18</b>	<b>500%</b>
<b>ABDUCTIONS</b>						
Abduct Person Under 14	0	0	0	0	0	0%
Abduct Contravening Custody Order	0	1	0	0	0	0%
Abduct - No Custody Order	0	0	0	0	0	0%
<b>TOTAL ABDUCTIONS</b>	<b>0</b>	<b>1</b>	<b>0</b>	<b>0</b>	<b>0</b>	<b>0%</b>

**N/C = Not Calculable**

Appendix "A"

**CRIMES AGAINST PERSONS Continued**

	2011	2012	2013	2014	2015	% Difference 2014 to 2015
ARSON-DISREGARD FOR LIFE	0	0	1	0	0	0%
KIDNAPPING	0	0	0	2	0	-100%
EXTORTION	0	0	1	0	2	N/C
CRIMINAL HARASSMENT	58	36	29	29	12	-59%
UTTERING THREATS	103	75	93	65	62	-5%
<b>TOTAL CRIMES AGAINST PERSONS</b>	<b>398</b>	<b>325</b>	<b>327</b>	<b>264</b>	<b>320</b>	<b>21%</b>

**N/C = Not Calculable**

**CRIMES AGAINST PROPERTY**

Appendix “A”

	2011	2012	2013	2014	2015	% Difference 2014 to 2015
<b>BREAK AND ENTER</b>						
Business	22	16	18	11	46	318%
Residential	36	30	28	31	34	10%
Other	29	42	38	27	21	-22%
<b>TOTAL BREAK AND ENTER</b>	<b>87</b>	<b>88</b>	<b>84</b>	<b>69</b>	<b>101</b>	<b>46%</b>
<b>THEFT OF MOTOR VEHICLES</b>						
Auto	8	5	9	8	15	88%
Truck	13	8	12	18	46	156%
Motorcycle	0	2	1	2	2	0%
Other	14	12	12	9	18	100%
<b>TOTAL THEFT OF MOTOR VEHICLES</b>	<b>35</b>	<b>27</b>	<b>34</b>	<b>37</b>	<b>81</b>	<b>119%</b>
<b>THEFT OVER \$5000</b>						
Theft from Motor Vehicles	2	2	0	1	2	100%
Shoplifting Over \$5000	0	0	1	1	2	100%
Other Thefts Over \$5000	6	7	7	7	7	0%
<b>TOTAL THEFTS OVER \$5000</b>	<b>8</b>	<b>9</b>	<b>8</b>	<b>9</b>	<b>11</b>	<b>22%</b>
<b>THEFTS UNDER \$5000</b>						
Bicycle Thefts	29	36	31	23	22	-4%
Thefts from Motor Vehicles	168	157	112	95	140	47%
Shoplifting Under \$5000	43	41	46	57	77	35%
Other Thefts Under \$5000	173	210	163	127	168	32%
Theft of Utility	0	0	2	2	1	-50%
<b>TOTAL THEFTS UNDER \$5000</b>	<b>413</b>	<b>444</b>	<b>354</b>	<b>304</b>	<b>408</b>	<b>34%</b>

**N/C = Not Calculable**

**CRIMES AGAINST PROPERTY Continued**

Appendix “A”

	2011	2012	2013	2014	2015	% Difference 2014 to 2015
PROPERTY DAMAGE OVER/UNDER \$5,000	344	261	281	248	198	-20%
ARSON-DAMAGE PROPERTY	6	6	2	4	5	25%
POSSESSION OF STOLEN PROPERTY	47	69	106	55	101	84%
<b>FRAUDS</b>						
Credit Card	3	3	14	10	7	-30%
Fraud	93	86	70	86	118	37%
Personation	0	0	0	0	0	0%
Forgery	0	2	1	0	0	0%
Uttering	2	0	0	0	0	0%
Counterfeiting—Possession/Uttering	3	2	1	1	1	0%
<b>TOTAL FRAUDS</b>	<b>101</b>	<b>93</b>	<b>86</b>	<b>97</b>	<b>126</b>	<b>30%</b>
<b>TOTAL CRIMES AGAINST PROPERTY</b>	<b>1041</b>	<b>997</b>	<b>955</b>	<b>823</b>	<b>1031</b>	<b>25%</b>

**N/C = Not Calculable**

*“Public safety through policing excellence”*

Appendix “A”

% Difference  
2014 to 20145

**OTHER CRIMINAL CODE**

	2011	2012	2013	2014	2015	% Difference 2014 to 20145
Weapons Offences	23	21	28	49	54	10%
Trespass - Night	2	3	1	0	2	N/C
Disturb the Peace	122	92	101	89	73	-18%
Obstruction/Resist Police	36	31	49	29	30	3%
Indecent Act	2	2	5	3	2	-33%
Bail Violation	89	106	163	207	278	34%
Escape Custody	0	0	0	0	0	0%
Prisoners Unlawfully at Large	0	0	0	0	0	0%
Breach of Probation	50	53	81	78	66	-15%
Child Pornography	0	2	0	1	1	0%
Voyeurism	1	0	2	0	4	N/C

**TOTAL OTHER CRIMINAL CODE OFFENCES**

**325      310      430      456      510      12%**

**OTHER NON OFFENCES**

Peace Bond	5	2	4	6	6	0%
Breach of Peace	149	153	158	222	203	-9%

**GRAND TOTAL OF CRIMINAL OFFENCES**

**1918      1787      1874      1771      2070      17%**

**N/C = Not Calculable**



Appendix “A”

	2011	2012	2013	2014	2015	% Difference 2014 to 2015
<b>DRUG OFFENCES</b>						
Cocaine Possession	13	8	17	28	28	0%
Cocaine Trafficking	15	26	26	30	11	-63%
Methadone Possession	0	0	0	0	0	0%
Production of Marihuana	3	0	0	0	0	0%
Marihuana Possession over 30g	7	4	2	4	3	-25%
Marihuana Possession under 30g	120	110	148	146	178	22%
Possession of Cannabis Resin - Schedule II	0	2	1	2	9	350%
Trafficking Hashish Less than 3 Kilos.	0	0	0	0	0	0%
Possession Other Schedule I Drugs (Morphine, Meth, MDA, etc.)	4	4	16	44	60	36%
MDA Trafficking	0	0	1	0	0	0%
Marihuana Trafficking Over 3 kg	0	0	0	0	0	0%
Marihuana Trafficking Under 3 kg	5	7	11	8	13	63%
Cannabis Resin - Trafficking Schedule II	0	0	0	0	0	0%
Possession of Psilocybin	3	1	0	1	1	0%
Psilocybin Trafficking	0	0	0	1	0	-100%
Methamphetamine Trafficking	1	0	4	16	7	-56%
Possession of Other Schedule III Drugs (Ecstasy, MDMA , etc.)	2	3	1	7	8	14%
Trafficking of Other Schedule III Drugs (Ecstasy, MDMA, etc.)	2	4	2	4	0	-100%
Trafficking of Other Schedule I Drugs (Morphine, etc)	4	0	1	3	2	-33%
Trafficking Other Schedule IV (Valium, etc)	1	0	0	1	0	-100%
*Proceeds of Crime (Drug Offences)	9	5	8	28	8	-71%
<b>TOTAL DRUG OFFENCES</b>	<b>189</b>	<b>174</b>	<b>238</b>	<b>323</b>	<b>328</b>	<b>2%</b>

- \* Offence no longer captured under Possession of Stolen Property Category

- N/C = Not Calculable**

***“Public safety through policing excellence”***

**PROVINCIAL ACTS**

Appendix “A”

	2011	2012	2013	2014	2015	% Difference 2014 to 2015
CHILD WELFARE	13	21	40	36	38	6%
CORONERS ACT	14	12	16	22	20	-9%
GAMING & LIQUOR ACT	553	453	470	531	501	-6%
MENTAL HEALTH ACT	146	164	162	178	165	-7%
OTHER PROVINCIAL STATS	31	15	13	10	14	40%
PROVINCIAL ENVIRONMENTAL LEGISLATION	8	5	9	11	10	-9%
SUMMARY CONVICTION ACT	87	81	96	89	90	1%
TRESPASS ACT	15	34	27	31	27	-13%
MUNICIPAL BYLAWS	695	725	907	857	718	-16%

**NOTE:** These offences are all Provincial legislation acts and do not fall under federal criminal legislation.

They have been included in this report to illustrate some of the main areas the Police Service deals with in conjunction with criminal and traffic related offences.

*“Public safety through policing excellence”*

APPENDIX “B”

Commentary:

The overall Crime Analysis for 2015 has focused on three main areas including Criminal Code Offences, Drug Offences and Provincial Offences. During the collection and analysis of the statistical information obtained for this report, other areas of importance relating to current crime trends were assessed. These areas include community safety, problem solving, criminal intelligence and dissemination of information. An overall increase of 17% in criminal offences was reported for 2015 from 2014, which is 4% higher than the 10 year reported average. This analysis looks at the possible rationales for the noted changes, and ensures the information is disseminated in order to enhance the level of public safety provided to the citizens of Camrose.

The Crime Analysis for 2015 resulted in an increase of 21% in overall Crimes Against Persons. An identified area with a significant increase in reported incidents from 2014 was Robbery with a Firearm, where 4 reported occurrences were received. These occurrences involved 2 robberies being committed by an adult male at a financial institution on two separate dates, and 2 robberies being committed by an adult female at two separate liquor stores on the same date. In both cases, the offenders were arrested and charged. Another identified area with a significant increase in reported occurrences was Other Sexual Offences which rose from 3 to 18. An analysis of this category of offences revealed that the actual number of occurrences were relatively similar to previous years, however due to a variety of charges being laid in each occurrence, the actual statistic captured for these offences experienced a notable increase.

A review of Crimes Against Property in 2015 resulted in a 25% increase in reported occurrences. The categories that experienced the most significant increases were Business Break and Enters, Thefts of Vehicles, Thefts from Vehicles and Possession of Stolen Property. In looking at property crime trends in our community, a clear nexus can be established between the prevalence of property crime activity and substance abuse, namely the usage, availability and trafficking of methamphetamine and other highly addictive synthetic narcotics. The resurgence of these potent drugs in our city is a prime contributor to the increase in property crime occurrences compared to the previous year.

Mass marketing frauds (schemes involving sweepstakes/lottery gifts purchase of merchandise, vacation and charity) continued to be present in our community, as it is across the county, and contributed to a 30% increase in total Fraud offences.

Illicit drug activities continue to be a primary criminal market in our community, as it is in several communities in the central Alberta area. Due to the complexities and varying levels of drug activities and associated persons, drug related offences and enforcement tend to be closely linked to other criminal offences and statistics. Through targeted enforcement and education initiatives, the Camrose Police Service continued to maintain a proactive approach to addressing issues associated to illegal drug activities.

APPENDIX “B”

Commentary Continued:

As a result of proactive enforcement initiatives, a consistent 2% increase was noted in drug occurrences in 2015 from 2014. An increase was seen in Possession of Cannabis Marijuana, Cannabis Resin and Methamphetamine, where a decrease was seen in Cocaine, Methamphetamine and Other Schedule I Trafficking.

In 2015, the Camrose Police Service launched initiatives to reduce incidents in and around licenced premises, increase information sharing, and manage prolific offenders in the community. Each one of the initiatives experienced significant successes throughout the year, and as a result, are contributing to an overall increase in reported occurrences through augmenting enforcement activities, and enhancing the reporting of information from the public to the Police Service.

Ongoing analysis, enforcement and education programs should give consideration to these trends when planning and implementing new initiatives. A community response to the issues has also been effective in the past and should be utilized. Future Crime Analysis Reports will continue to monitor and assess these trends and their impact.

Upon review of this analysis, an evaluation was made to the objectives set out in the 2012 – 2016 Strategic Plan for the Camrose Police Service. The comparators indicate that the Strategic Priorities, as they relate to Community Safety, have been utilized. By focusing on the objectives of the current Strategic Plan, the 2015 statistics have remained at a level that indicates the plan is an effective guide in addressing the impact of crime in Camrose.