

Monthly Crime Report

April 2018



April 2018 Crime Report

Purpose:

The purpose of this report is to provide an analysis of crime and other police activities that occurred in the city of Camrose in the month of April 2018. The information is captured through Police records management systems and daily stats collection.


Disclaimer:

Statistics gathered for this report are based on the best available information at the time of drafting, and could be subject to change based on files being under investigation, or being reported at a later date.

Completed by:



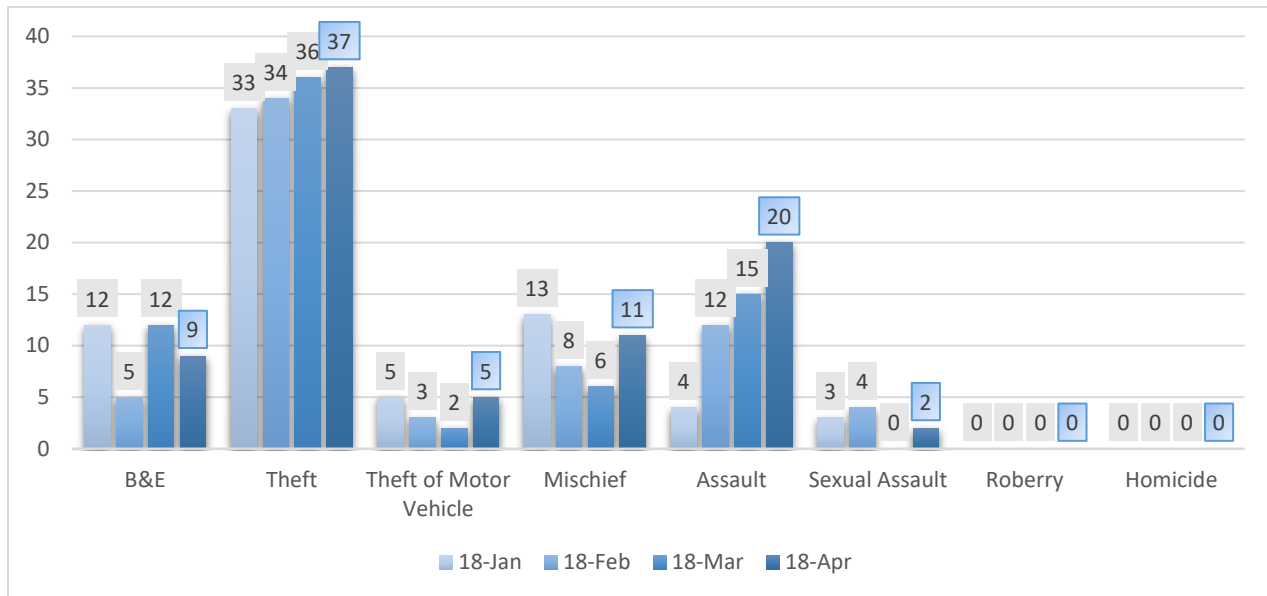
Barb Fowler
Crime Analyst



Sgt. John Corbett
i/c Major Crimes Unit

Eight Crime Indicators – April 2018

Number of Occurrences for these 8 Crime Types



Monthly Totals of 8 Crime Indicators:

January 2018	70	April 2018	84
February 2018	66		
March 2018	71		

Monthly Highlights:

The majority of crimes remained consistent; however Assaults increased by 5 reported occurrences (33%) for the month of April 2018, and were slightly higher than the 5 year monthly average of 14 occurrences.

Charges were laid in 9 of the files, 2 of the files are under investigation and no charges were laid in the remaining 9 files either due to the subjects involved refusing to participate or there was not enough evidence to proceed.

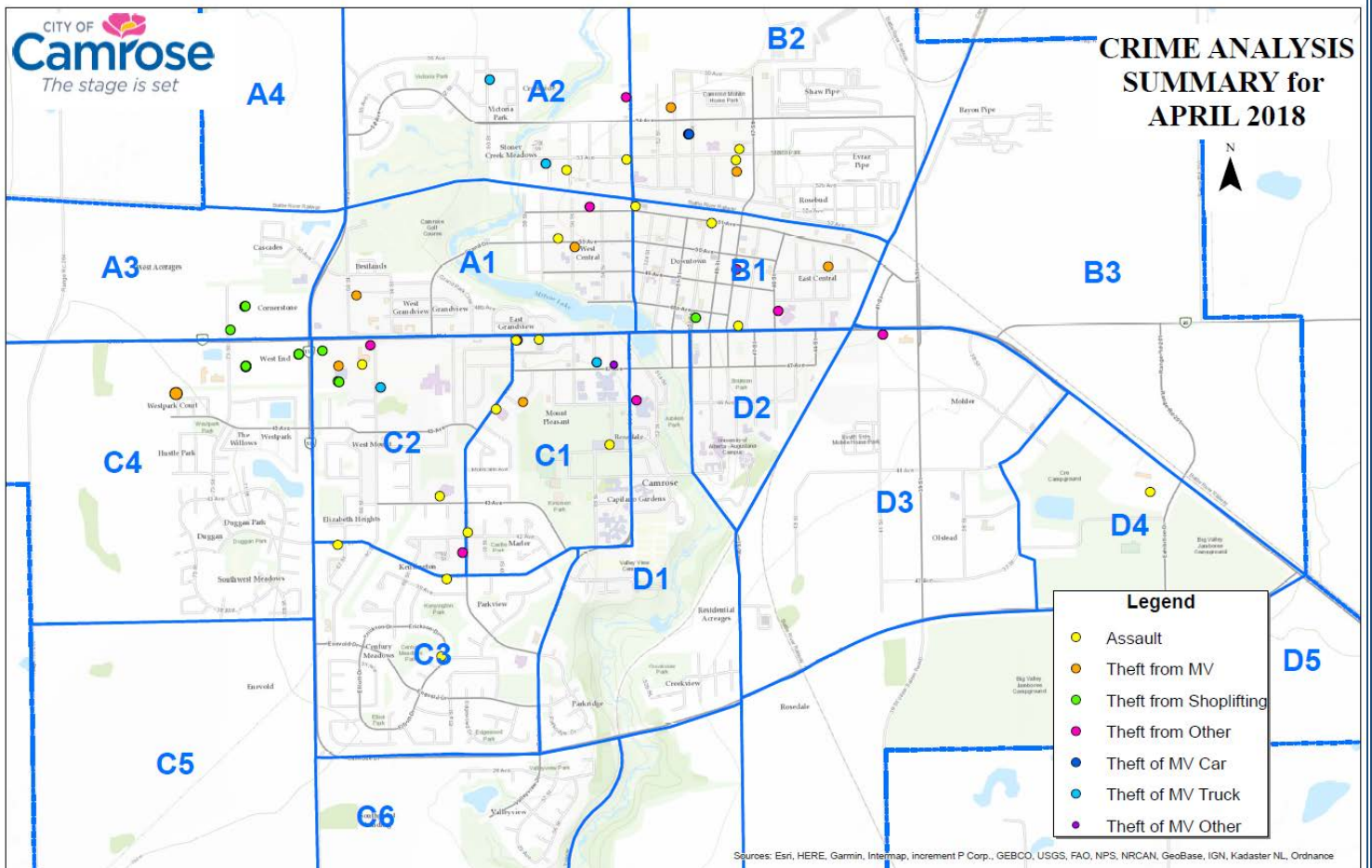
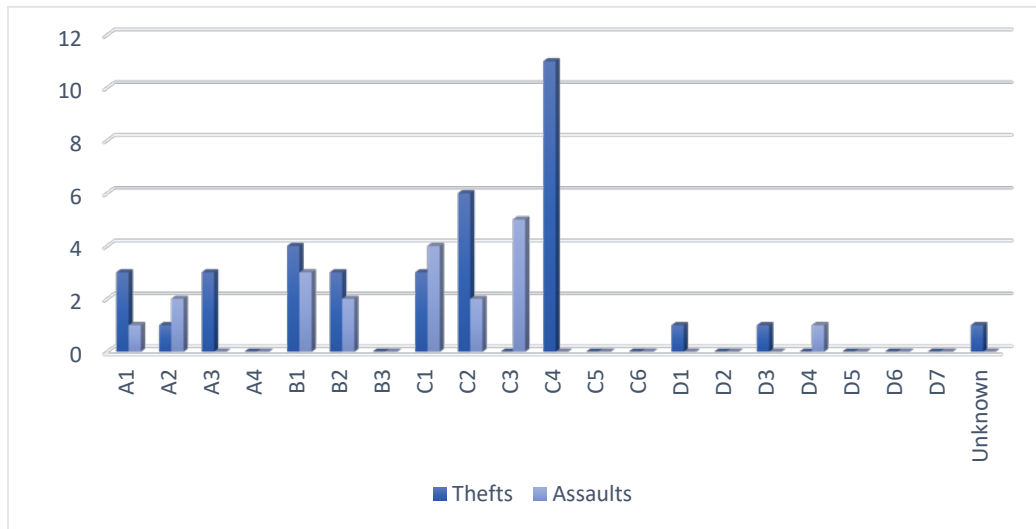
In one file, the accused was charged with assault causing bodily harm as a result of two victims being drug by a vehicle. The injuries in the remaining files were all minor in nature.

Eight Crime Indicators

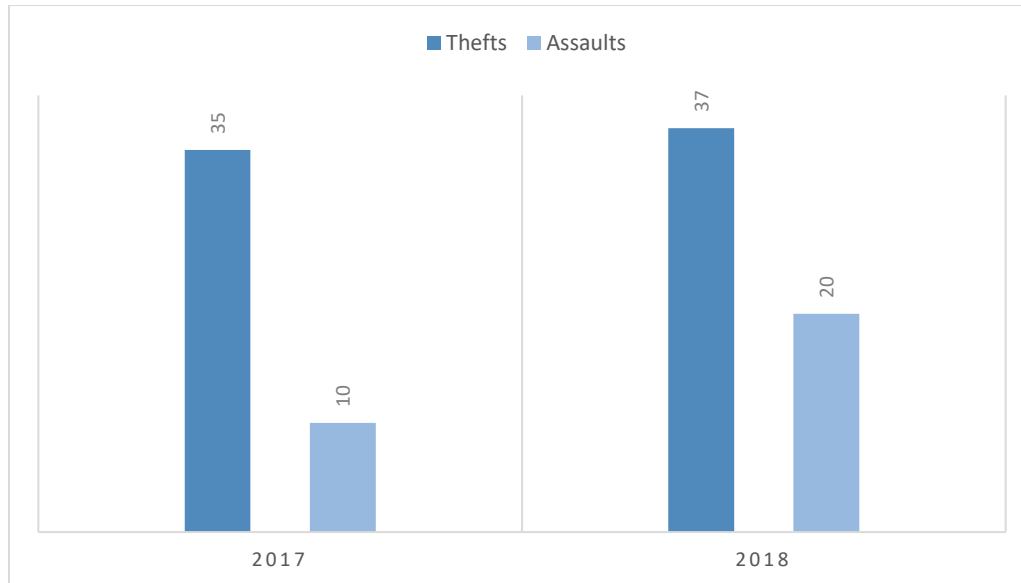
Information obtained from daily stats collections which varied by the end of the Month due to scoring changes as a result of Police investigation.

April 2018						
Sunday	Monday	Tuesday	Wednesday	Thursday	Friday	Saturday
1 Theft (x2) Mischief Assault	2 Theft (x2) Assault	3	4 Assault	5 Assault	6 Theft	7 Theft (x4) Mischief
8 B&E Theft	9 Theft Mischief Assault	10 Mischief (x2)	11 Theft (x2) Assault	12 Theft	13 B&E Theft (x2) Assault	14 B&E (x2) Theft (x3) Assault
15	16 B&E Mischief	17 Theft	18 Theft	19 B&E Theft Assault (x2)	20 B&E Theft (x2) Mischief	21 Mischief Assault
22 Theft of Auto Assault	23 Theft (x3)	24 B&E Theft (x2)	25 Theft Mischief Assault	26 Mischief	27	28 Theft Theft of Auto (x2) Assault
29 Theft (x2) Theft of Auto Sexual Assault	30 B&E Theft (x3) Assault					

Thefts & Assaults – Occurrence Zones



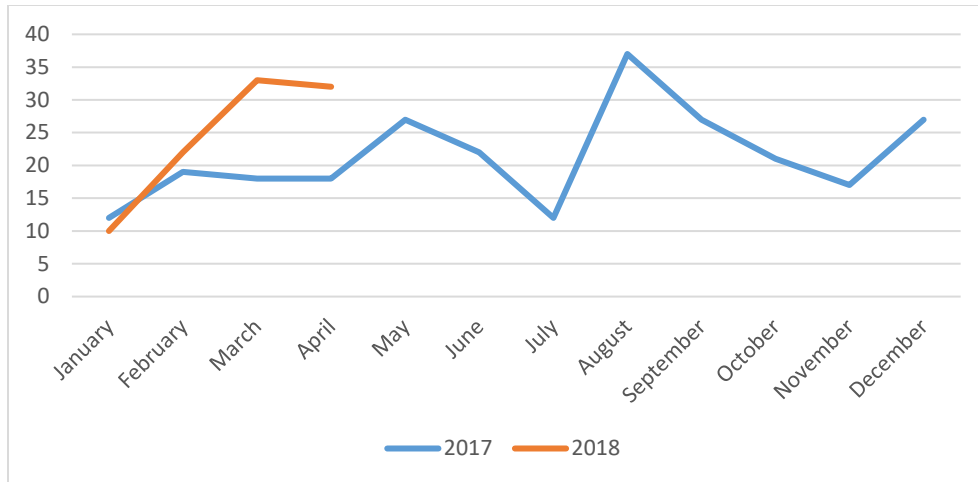
Thefts & Assaults Compared April 2017 to April 2018



- Reported Theft occurrences from April 2017 compared to April 2018 remained consistent.
- Of the 6 reported Thefts from Motor Vehicles (excluding theft of licence plates), only 1 vehicle can be confirmed locked.
- 18 of the 37 (49%) Theft occurrences in April 2018 were Shoplifting, and occurred at 8 different businesses.
- In comparison, Assault occurrences doubled from April 2017 to April 2018. The 20 Assault occurrences can be broken down further to:
 - 10 occurrences were domestic/intimate in nature;
 - 5 occurrences where the victim/suspect are known to each other;
 - 4 occurrences were related to a school (pushing & punching);
 - 1 report occurred at a Tavern.

Crimes Against Persons

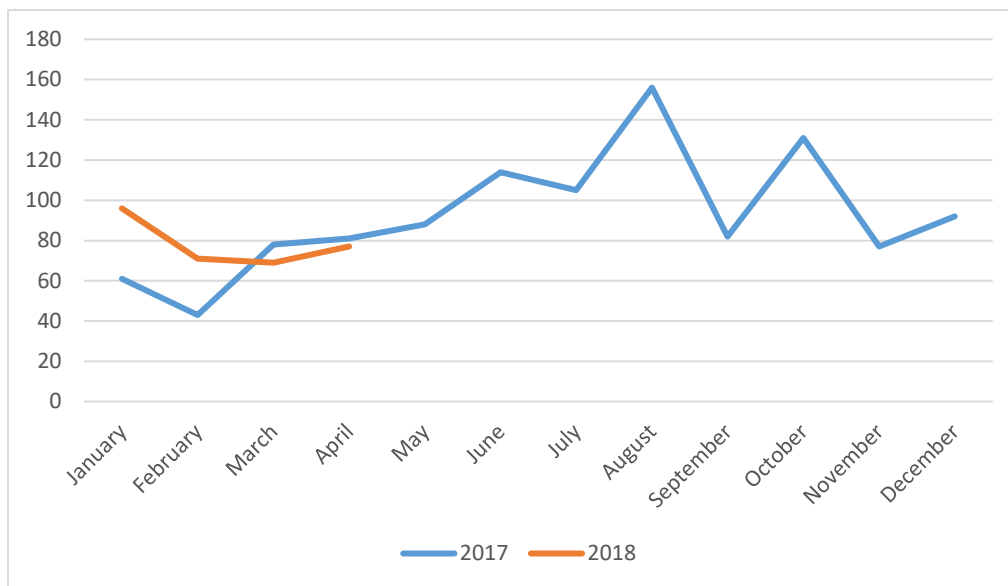
5 Year Monthly Average – 24



The total number of Crimes against Persons was 32 in April of 2018, compared to 18 in April of 2017.

Crimes Against Property

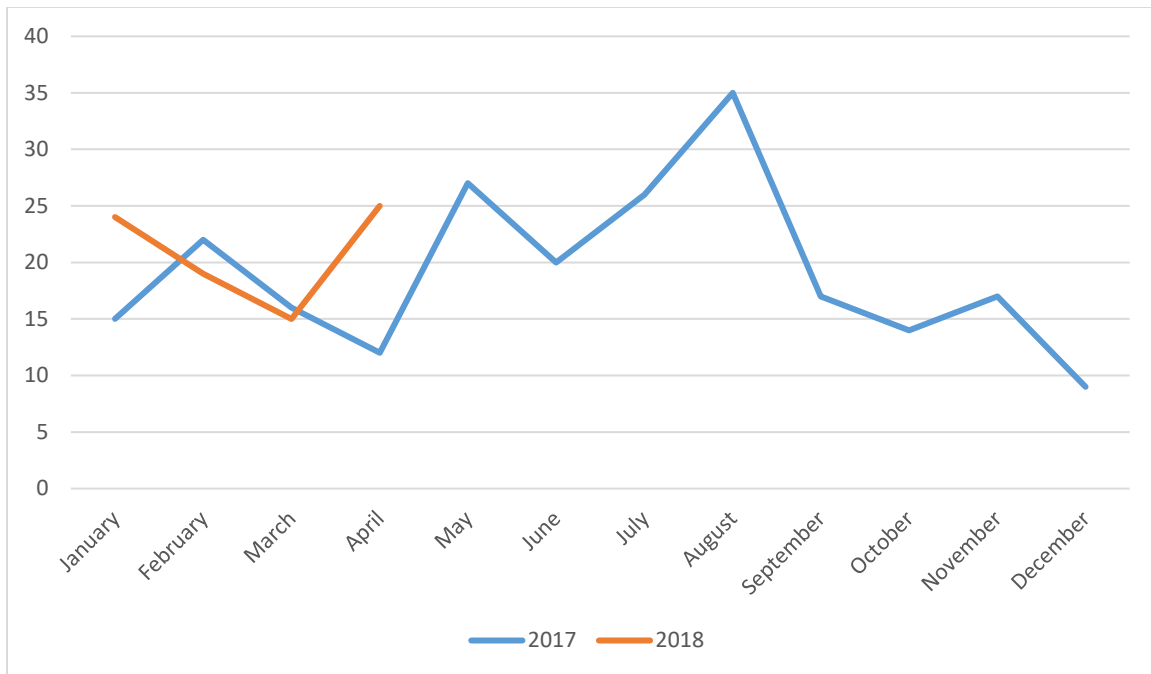
5 Year Monthly Average – 83



The total number of Crimes against Property in April 2018 was 77, compared to 81 in April of 2017.

Drug Occurrences

5 Year Monthly Average – 23



There were 25 drug offence occurrences in April of 2018, which is over double the number of drug occurrences (12) in April 2017.

On April 9, 2018, as a result of an ongoing investigation, a traffic stop was conducted. A search of the vehicle resulted in the seizure of a total of 10 pounds of Cannabis Marihuana, 5 pounds of Psilocybin (“magic mushrooms”), and a total of \$8,270 cash. The potential street value of the drugs seized in this investigation is \$82,020. A 44 year old male has been charged with possession for the purpose of trafficking – Cannabis Marihuana, possession for the purpose of trafficking – Psilocybin and proceeds of crime.

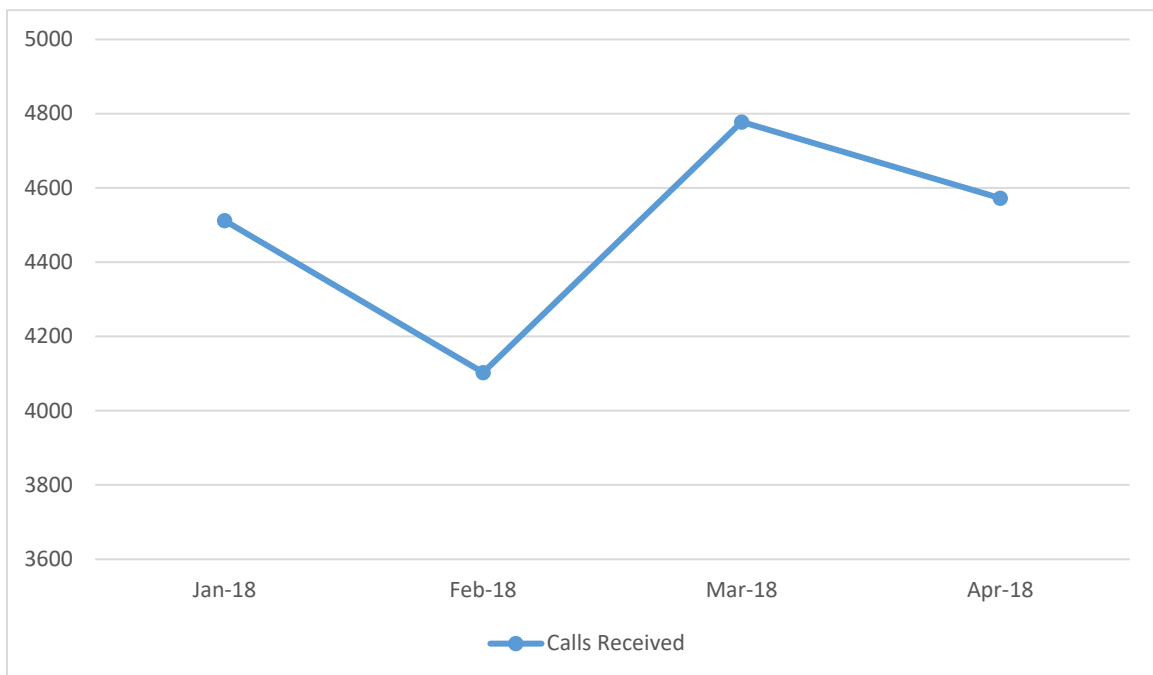
Due to this file being generated in February of 2018, the scoring of these offences were not captured in April’s stats.

On April 13, 2018, a parent contacted Police to request assistance with her 22 year old son. As a result of this investigation heroin, meth, cocaine and testosterone were seized for destruction.

Of the 25 reported drug offences, 1 was trafficking of cannabis marihuana and 24 were possession offences. A further break down of the 24 possession offences found 4 were cocaine, 10 were cannabis marihuana, 6 were methamphetamine, 2 were cannabis resin, 1 was heroin and 1 was GHB.

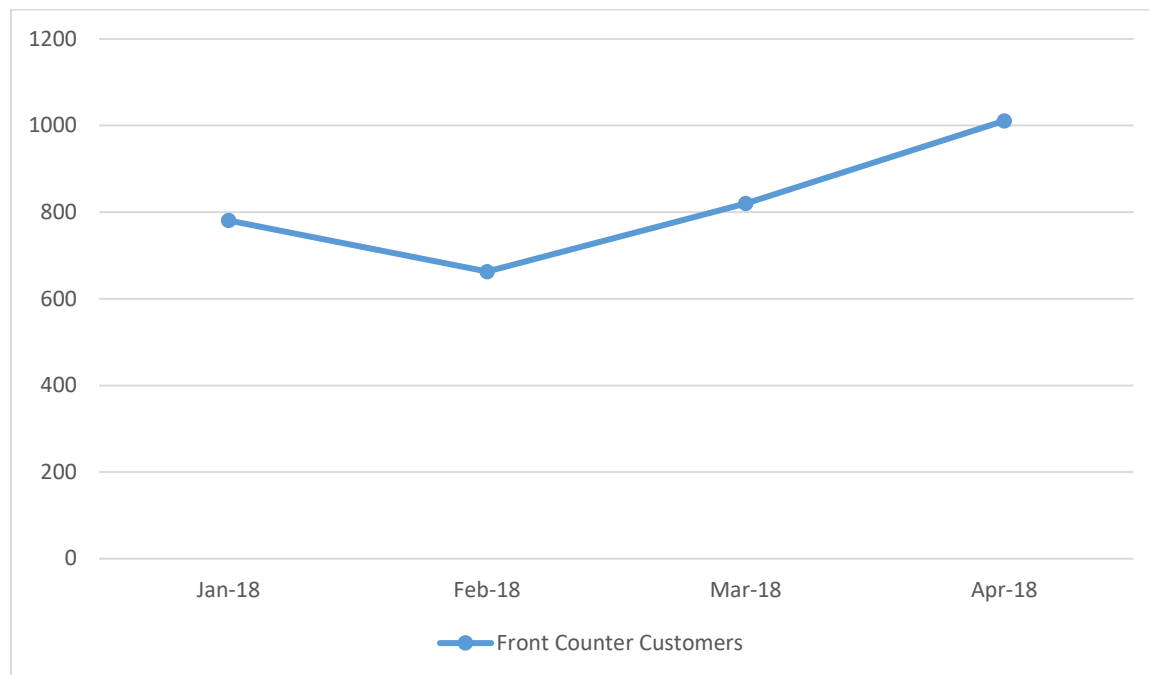
Calls Received by Communications

	January	February	March	April
Comm 1	1884	1641	2020	1875
Comm 2	2024	1941	2123	2131
911 Calls	604	521	635	567
Totals	4512	4103	4778	4573



Front Counter Customers

	January	February	March	April
MVC	53	41	47	41
PIC	187	103	140	210
Complaint	60	55	69	80
Other	481	464	564	680
Totals	781	663	820	1011

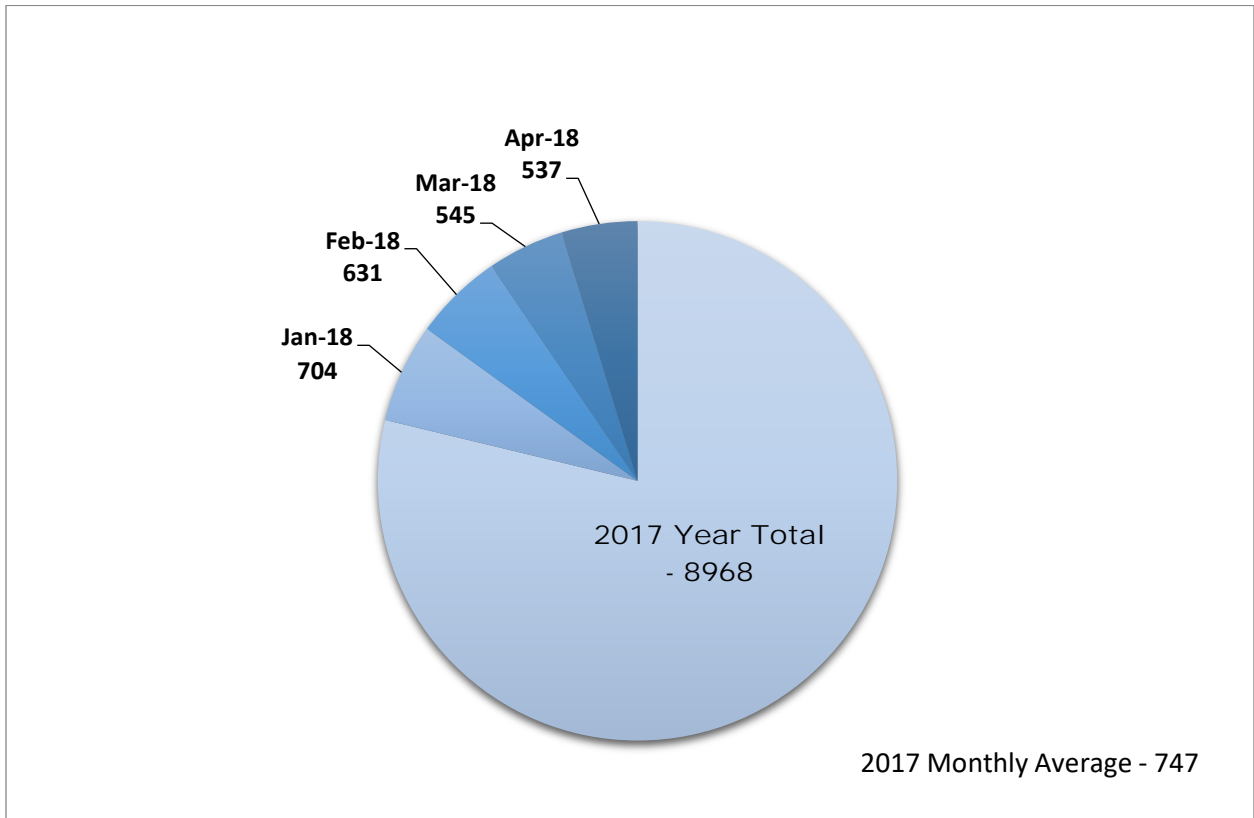


Note: The “Other” category captures situations where the public is attending the front counter to either pick up their Police Information Checks, Motor Vehicle Collisions, Court documents or make a general inquiry. It further contains situations where the public attends the Police Station, however does not have the required documents to complete a Police Information Check or Motor Vehicle Collision, volunteers attending the building and delivery personnel.

Police Information Checks have increased this month. This stat can be attributed to the change of seasonal sports activities and volunteers.

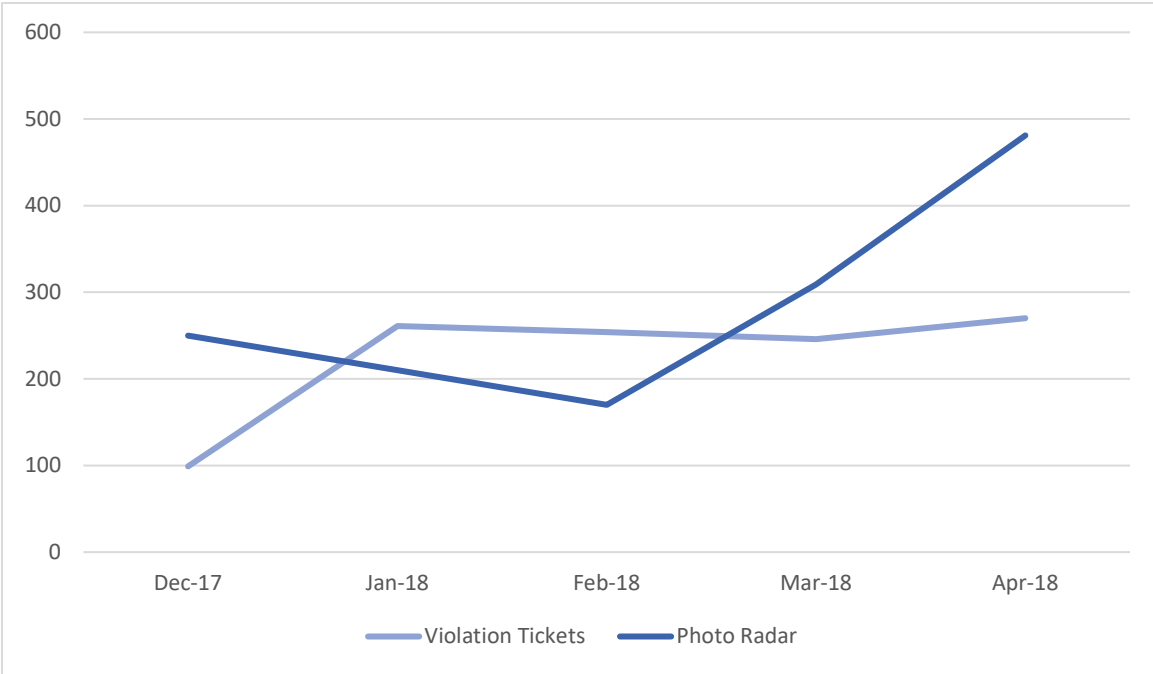
Number of Occurrences

	January	February	March	April
Dispatched	310	283	303	374
All Others	394	348	242	163
Totals	704	631	545	537



Violation Tickets Issued















	December	January	February	March	April	May	June	July
Violation Tickets	99	261	254	246	270			
Photo Radar	250	210	170	309	481			
Total	349	471	424	555	751			



Monthly Comparisons

Crimes Against Persons					
	Compared to same month last year	2017 Yr Total	April 2017	April 2018	5 Yr Average
Homicide	↔	0	0	0	0
Robbery	↔	0	0	0	3
Sexual Assault	↔	24	0	0	18
Assault	↑	138	10	20	172
Criminal Harassment	↔	15	3	3	21
Uttering Threats	↑	52	3	4	64
Crimes Against Property					
	Compared to same month last year	2017 Yr Total	April 2017	April 2018	5 Yr Average
Break and Enter	↑	72	1	9	85
Business	↑	19	1	3	27
Residential	↑	30	0	2	31
Other (Detached Garden Shed)	↑	23	0	4	27
Theft of Motor Vehicles	↑	65	1	5	56
Car	↑	11	0	1	10
Truck/SUV	↑	53	1	4	34
Motorcycle	↔	0	0	0	1
Other (Van, ATV, Snowmobile, boat, etc)	↔	1	0	0	11
Theft Over \$5,000	↓	9	1	0	9
Theft from Motor Vehicles	↔	4	0	0	2
Shoplifting Over \$5,000	↔	0	0	0	1
Other Thefts Over \$5,000	↓	5	1	0	7
Thefts Under \$5,000	↑	446	34	37	390
Thefts from Motor Vehicles	↔	98	9	9	124
Shoplifting Under \$5,000	↑	161	11	18	86
Other Thefts Under \$5,000	↓	187	14	10	181

Monthly Comparisons (cont'd)

Crimes Against Property Continued						
		Compared to same month last year	2017 Yr Total	April 2017	April 2018	5 Yr Average
Mischief			145	13	11	216
Frauds			188	25	10	125
	Credit Card		36	17	0	18
	General Fraud		138	5	10	101
	Forgery & Uttering		10	1	0	2
	Other (Counterfeiting, Personation)		4	2	0	3
		Compared to same month last year	2017 Yr Total	April 2017	April 2018	5 Yr Average
Drug Offences						
Possession			151	11	24	211
	Cocaine		22	0	4	24
	Marihuana		95	8	10	140
	Other		34	3	10	47
Trafficking/Possession for the Purpose of Trafficking			34	1	1	42
	Cocaine		19	1	0	22
	Marihuana		4	0	1	9
	Other		11	0	0	5