

Monthly Crime Report

July 2019



July 2019 Crime Report

Purpose:

The purpose of this report is to provide an analysis of crime and other police activities that occurred in the City of Camrose in the month of July 2019. The information is captured through Police records management systems and daily stats collection.

Disclaimer:

Statistics gathered for this report are based on the best available information at the time of drafting, and could be subject to change based on files being under investigation, or being reported at a later date.

Completed by:



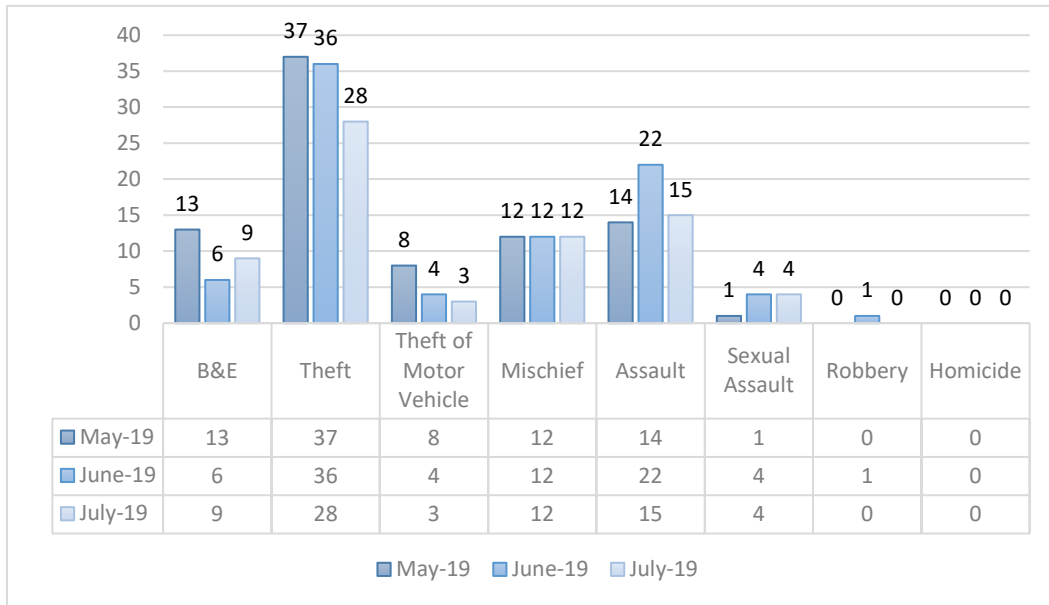
Barb Fowler
Crime Analyst



Craig Ferguson
Sgt. I/C Major Crimes Unit

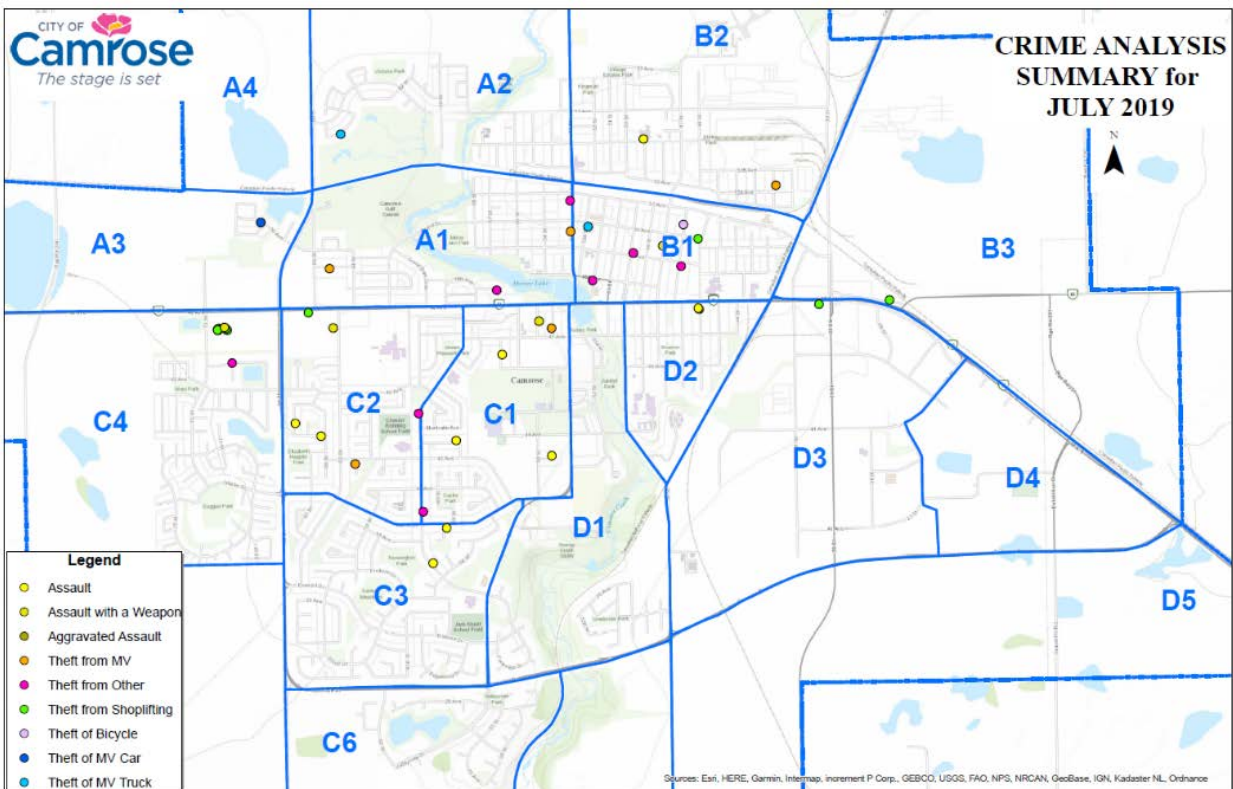
Eight Crime Indicators – July 2019

Number of Occurrences for these 8 Crime Types



2019 Monthly Total of Eight Crime Indicators:

January	48	February	47	March	94
April	64	May	85	June	85
July	71				



Overview:

Break & Enters increased slightly, from six (6) reported occurrences in June, to nine (9) reported occurrences in July, 2019. These occurrences involved the break & enter to storage units, fenced compounds, holiday trailers, garages and two (2) residences in which both occurrences involved domestic/familial violence.

Theft occurrences decreased from thirty six (36) reported occurrences in June, to twenty eight (28) reported occurrences in July, 2019. These occurrences involved the theft of tools, a truck camper, wallets, a bicycle and money. Of note, three (3) reports of theft from mailboxes were reported where two (2) of the apartment/community mail boxes were pried open. There were seven (7) occurrences of theft from motor vehicle in which three (3) of the vehicles were unlocked and the remaining four (4) occurrences involved the theft of licence plates and fuel.

Theft of Motor Vehicle occurrences involved the theft of three (3) vehicles during the month of July and are broken down further in this report.

Mischief occurrences have remained consistent with twelve (12) reported occurrences each month of May, June and July, 2019. Occurrences in July involved a youth burning their own clothing on a cement pad, youths damaging merchandise in a local business, youths damaging a cement wall, damage to a hotel room and a hall, damage to a residential window, door and the outside light of an apartment building.

Assault occurrences decreased from twenty two (22) reported occurrences in June, to fifteen (15) reported occurrences in July, 2019. Nine (9) of the fifteen (15) reported occurrences involved domestic/familial violence. In two (2) of the occurrences the victim and the accused were known to each other. One (1) occurrence was as a result of a Loss Prevention Officer attempting to apprehend a shoplifter and another occurrence involved a group of youths bullying another youth.

Sexual assaults also remained consistent with four (4) reported occurrences in June and July, 2019. These occurrences consisted of three (3) historic occurrences and one (1) occurrence where the victim and the accused are known to each other.

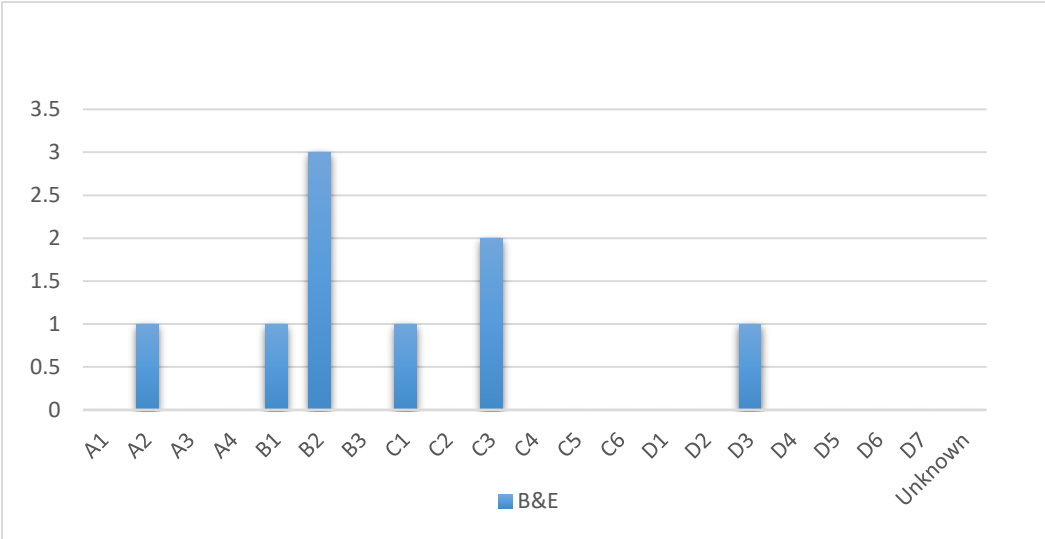
There were no reported occurrences of homicide; however there was one (1) reported occurrence of attempted murder without a firearm stemming from a domestic dispute which involved a knife.

Eight Crime Indicators

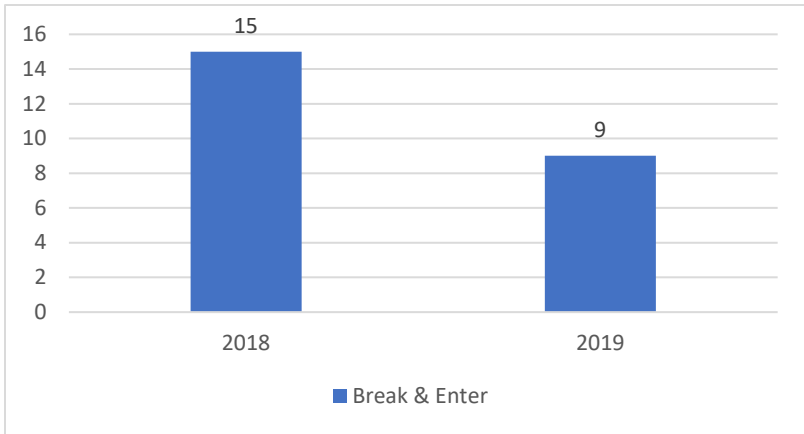
Information obtained from daily stats collections which varied by the end of the month due to scoring changes as a result of Police investigation.

July 2019						
Sunday	Monday	Tuesday	Wednesday	Thursday	Friday	Saturday
	1 Mischief Assault	2 Theft (x2) Assault Sexual Assault	3 B&E	4 Theft (x2) Mischief Assault	5 Theft	6 B&E
7 Theft	8 B&E Theft (x3)	9 Theft (x2) Assault	10 Theft Theft of MV Mischief	11 Theft Theft of MV Sexual Assault (x2)	12 B&E Theft of MV	13 Theft of MV
14 Theft (x3) Mischief	15 B&E Mischief	16 Theft	17 Theft (x2) Mischief Assault	18 Mischief	19 Theft (x2)	20 Theft
21 Theft (x2)	22 B&E Mischief (x2)	23	24	25 B&E	26 Mischief (x2)	27 B&E Theft Mischief Assault
28	29 Assault	30 Theft (x2) Mischief	31 B&E Mischief Assault (x2)			

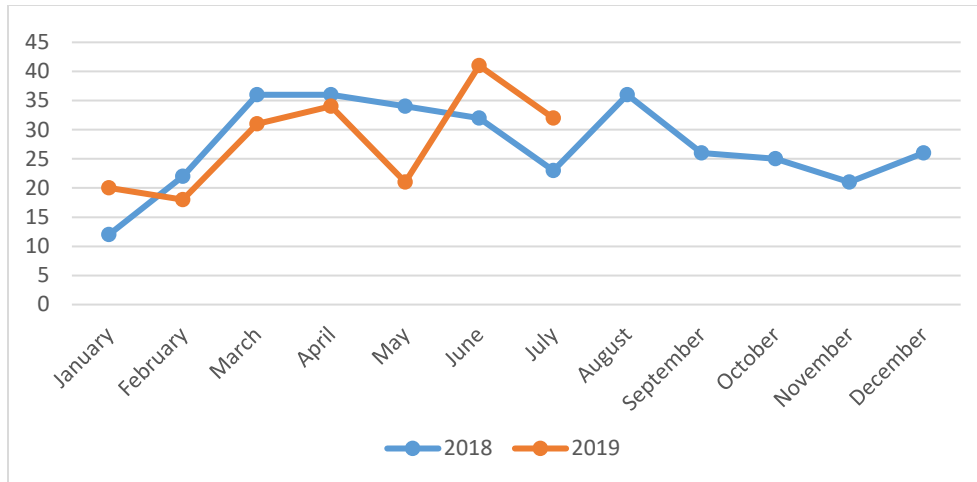
Break & Enter Occurrence Zones



Break & Enter July 2018 to July 2019

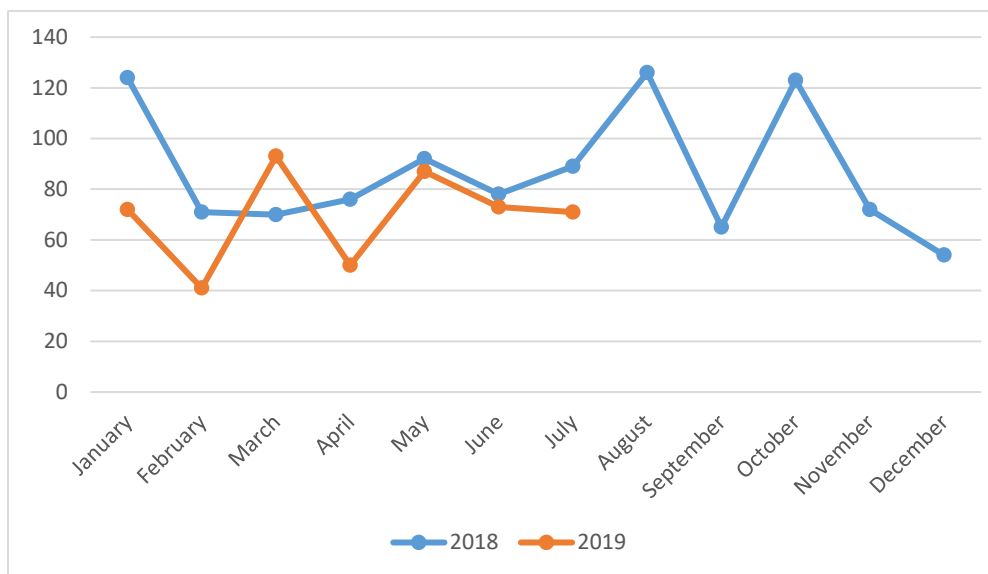


Crimes Against Persons 5 Year Monthly Average – 24



The total number of Crimes against Persons was 32 in July of 2019, compared to 23 in July of 2018.

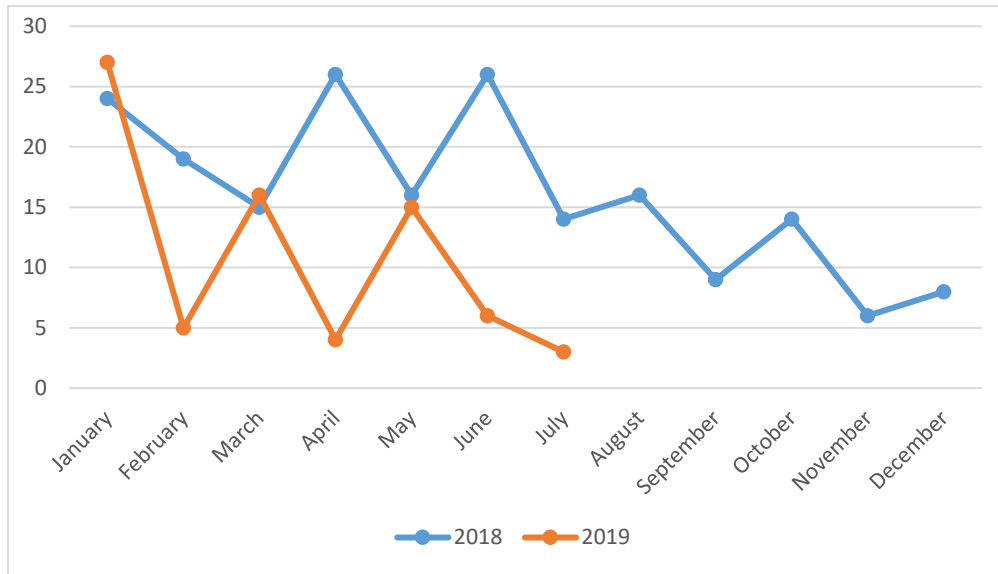
Crimes Against Property 5 Year Monthly Average – 84



The total number of Crimes against Property in July 2019 was 71, compared to 89 in July of 2018.

Drug Occurrences

5 Year Monthly Average – 22



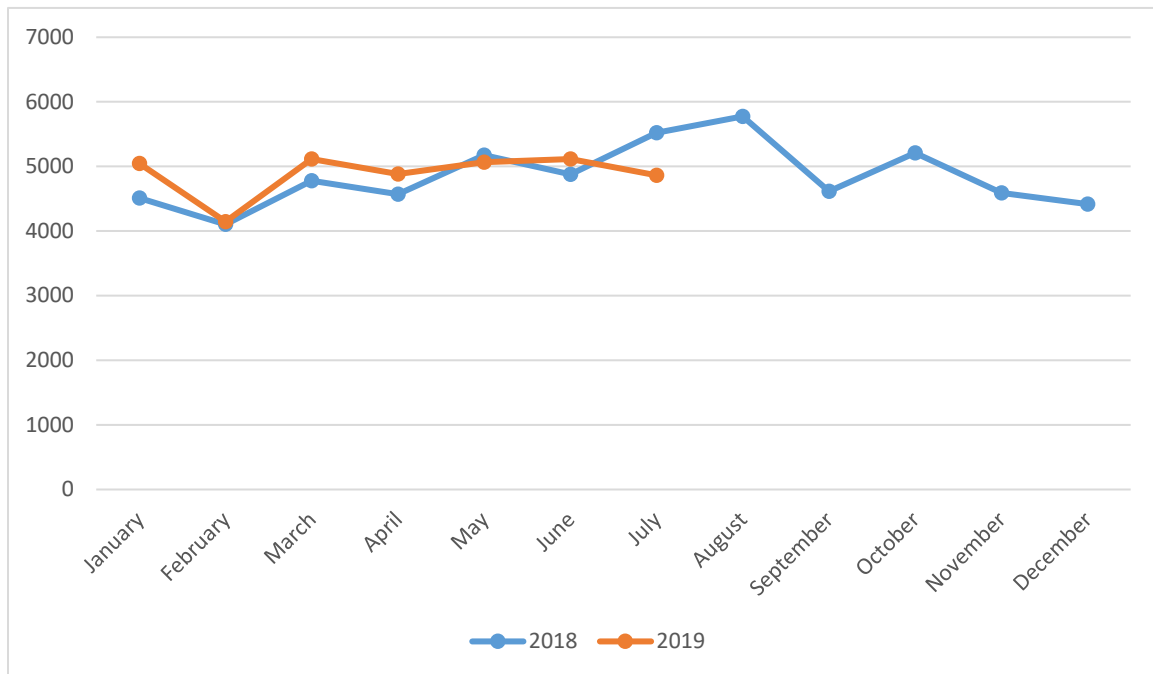
There were 3 drug offence occurrences in July of 2019, compared to 14 in July of 2018. Three (3) of the July 2018 occurrences involved Cannabis Marihuana which was legalized in October 2018.

Theft of Motor Vehicles

Date Reported	Occurrence Address	Zone	Attempted/Completed	Vehicle	Recovered	Recovery Location	Locked/Unlocked
July 10	52 St & 50 Ave	B1	Completed	2001 Ford F250	Recovered	Edmonton	Locked
July 11	69 St & 50 Ave	A3	Completed	2015 Kia Rondo	Recovered	Edmonton	Unlocked/ Keys in Vehicle
July 12	66 St & 53 Ave	A2	Completed	2006 Cadillac Escalade			Locked

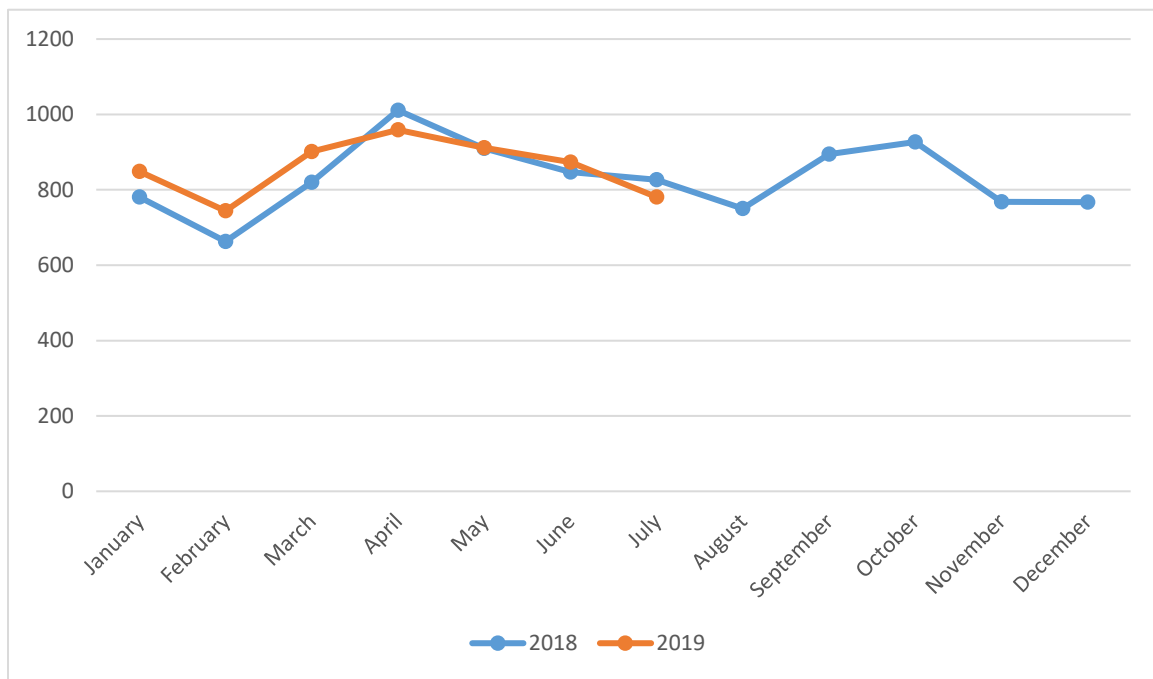
Calls Received by Communications

	January	February	March	April	May	June	July
Comm 1	1995	1654	2120	2008	2211	1998	1884
Comm 2	2390	1998	2356	2164	2158	2394	2299
911 Calls	662	494	639	711	696	723	682
Totals	5047	4146	5115	4883	5065	5115	4865



Front Counter Customers

	January	February	March	April	May	June	July
MVC	50	54	54	40	45	46	35
PIC	147	126	173	203	182	152	142
Complaint	93	70	70	74	102	97	109
Other	559	494	604	642	583	578	495
Totals	849	744	901	959	912	873	781

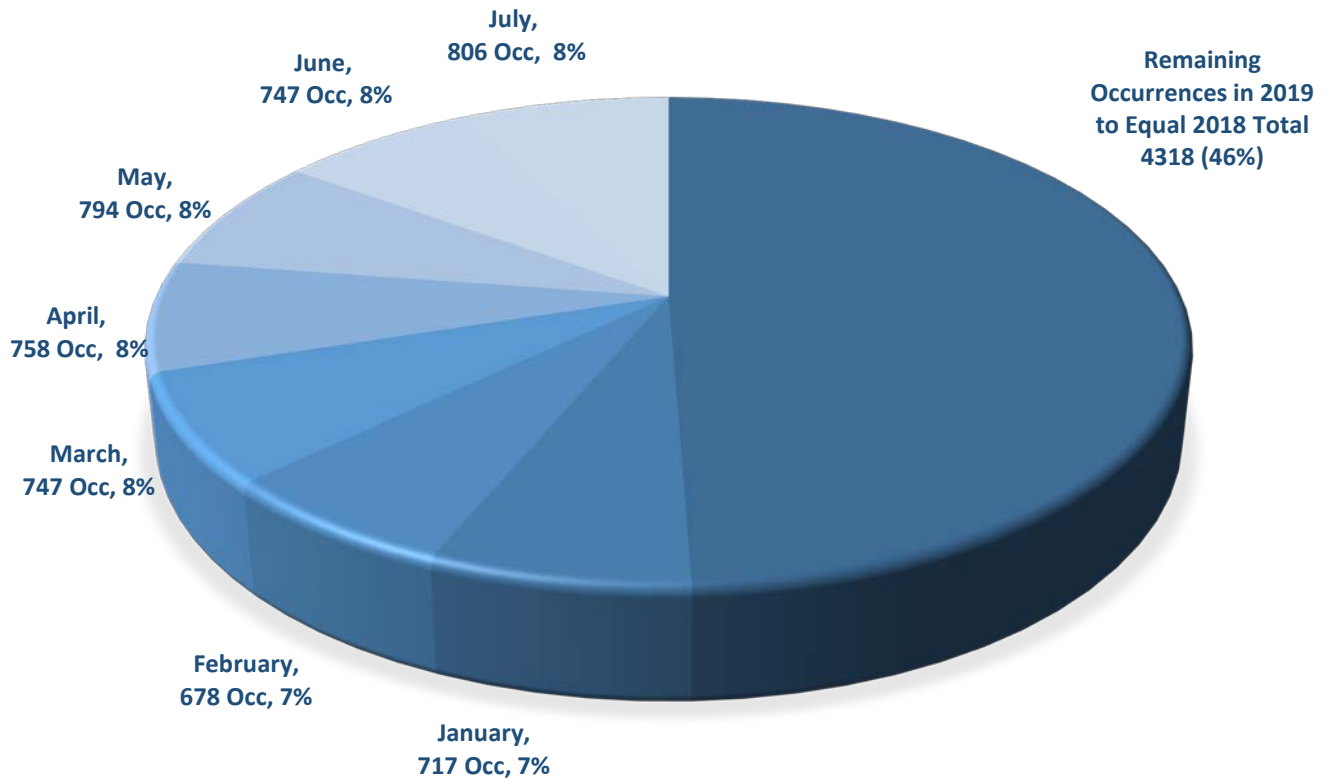


Note: The “Other” category captures situations where the public is attending the front counter to either pick up their Police Information Checks, Motor Vehicle Collisions, Court documents or make a general inquiry. It further contains situations where the public attends the Police Station, however does not have the required documents to complete a Police Information Check or Motor Vehicle Collision, volunteers attending the building and delivery personnel.

Number of Occurrences

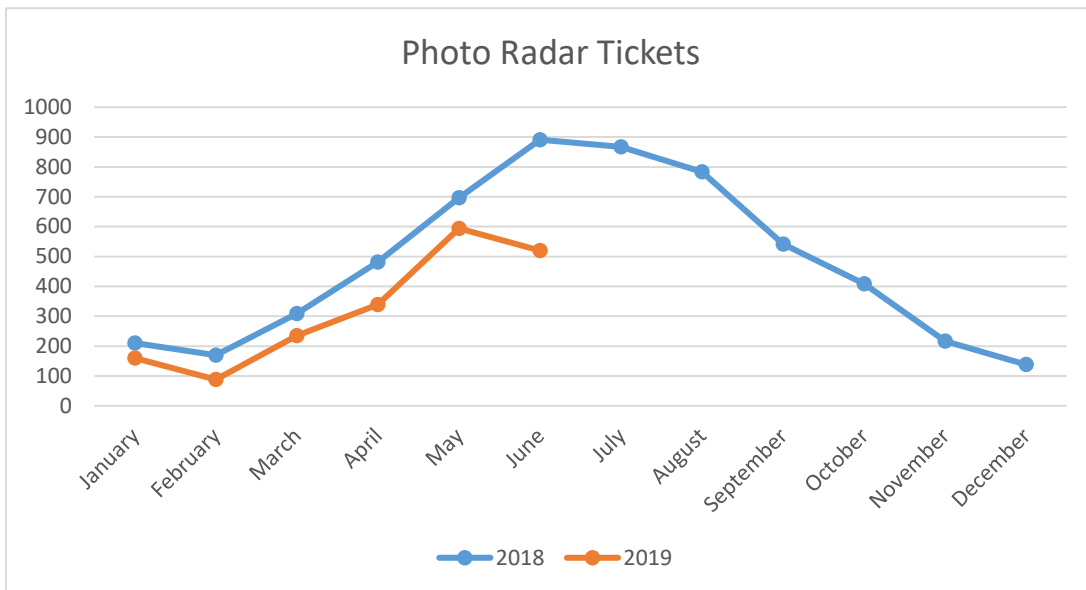
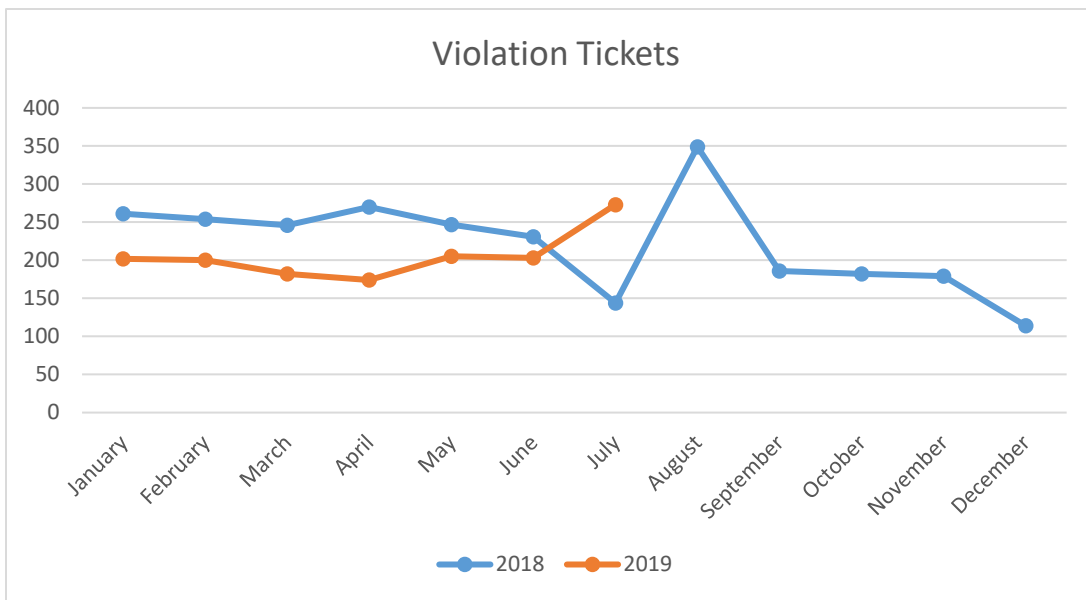
	January	February	March	April	May	June	July
Dispatched	300	295	341	310	398	345	322
Total Occurrences	717	678	747	758	794	747	806

2019 Occurrences



Violation Tickets Issued

	January	February	March	April	May	June	July
Violation Tickets	202	200	182	174	205	203	273
Photo Radar	160	88	235	339	594	520	Not Available Yet
Total	362	288	417	513	799	723	



Monthly Comparisons

Crimes Against Persons					
	Compared to same month last year	2018 Yr Total	July 2018	July 2019	5 Yr Average
Homicide		0	0	0	0
Robbery		2	1	0	3
Sexual Assault		35	0	4	22
Assault		166	15	15	169
Criminal Harassment		16	1	2	18
Uttering Threats		62	4	7	58
Crimes Against Property					
	Compared to same month last year	2018 Yr Total	July 2018	July 2019	5 Yr Average
Break and Enter		120	15	9	92
Business		35	7	2	30
Residential		44	3	2	34
Other (Detached Garden Shed)		40	5	5	28
Theft of Motor Vehicles		60	4	3	62
Car		12	0	1	11
Truck/SUV		42	2	2	38
Motorcycle		0	0	0	1
Other (Van, ATV, Snowmobile, boat, etc)		6	2	0	12
Theft Over \$5,000		10	0	0	9
Theft from Motor Vehicles		0	0	0	2
Shoplifting Over \$5,000		0	0	0	1
Other Thefts Over \$5,000		10	0	0	7
Thefts Under \$5,000		414	40	28	401
Thefts from Motor Vehicles		92	16	7	120
Shoplifting Under \$5,000		157	10	12	108
Other Thefts Under \$5,000		165	14	9	174

Monthly Comparisons (cont'd)

Crimes Against Property Continued						
		Compared to same month last year	2018 Yr Total	July 2018	July 2019	5 Yr Average
Mischief		↓	123	13	12	185
Frauds		↑	168	8	14	141
	Credit Card	↔	16	0	0	19
	General Fraud	↑	140	8	12	116
	Forgery & Uttering	↑	9	0	2	3
	Other (Counterfeiting, Personation)	↔	3	0	0	4
Drug Offences						
		Compared to same month last year	2018 Yr Total	July 2018	July 2019	5 Yr Average
Possession		↓	167	12	3	215
	Cocaine	↔	20	1	1	24
	Methamphetamine	↓	42	5	1	37
	Other	↓	63	6	1	57
Trafficking/Possession for the Purpose of Trafficking		↓	25	2	0	38
	Cocaine	↓	7	1	0	18
	Methamphetamine	↓	8	1	0	8
	Other	↔	10	0	0	12