

Monthly Crime Report

May 2019



May 2019 Crime Report

Purpose:

The purpose of this report is to provide an analysis of crime and other police activities that occurred in the City of Camrose in the month of May 2019. The information is captured through Police records management systems and daily stats collection.

Disclaimer:

Statistics gathered for this report are based on the best available information at the time of drafting, and could be subject to change based on files being under investigation, or being reported at a later date.

Completed by:



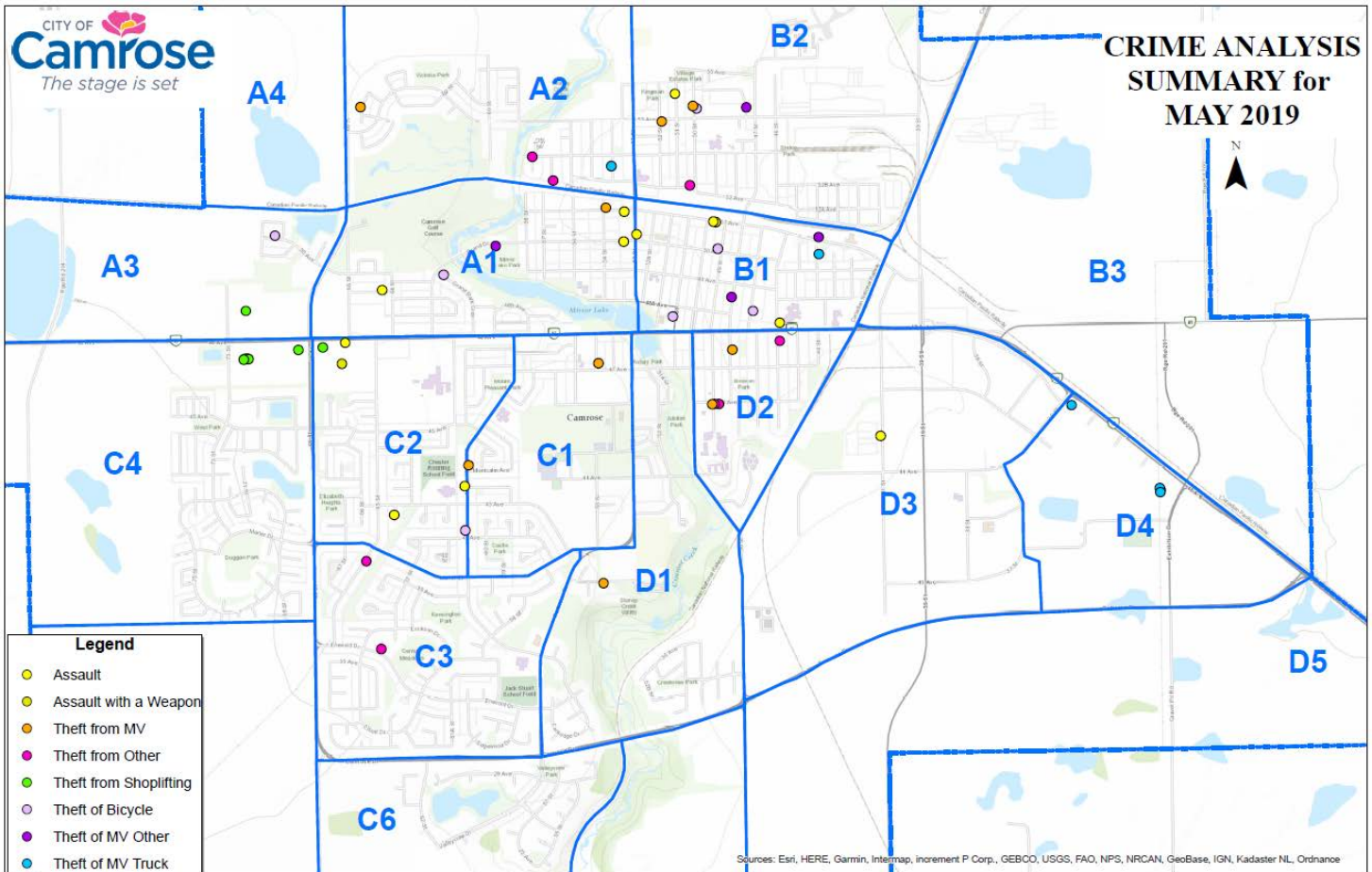
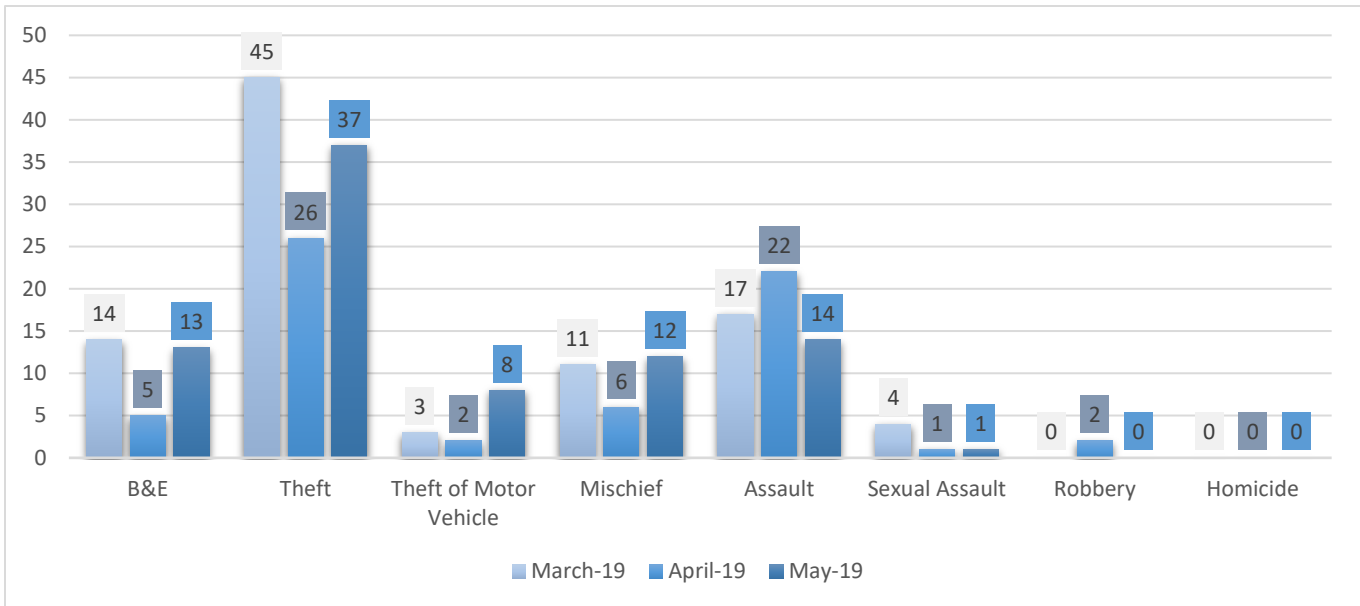
Barb Fowler
Crime Analyst



Craig Ferguson
Sgt. I/C Major Crimes Unit

Eight Crime Indicators – May 2019

Number of Occurrences for these 8 Crime Types



2019 Monthly Total of Eight Crime Indicators:

January	48	February	47	March	94
April	64	May	85		

Overview:

Theft of motor vehicle saw the largest increase of reported occurrences (300%) from two (2) reported occurrences in April 2019, to eight (8) reported occurrences in May 2019.

Two (2) of the eight (8) reported theft of motor vehicle occurrences were attempted thefts of motor vehicles where the ignitions and steering columns were tampered with. Of the six (6) remaining occurrences, four (4) vehicles were recovered and two (2) vehicles are still outstanding. There were six (6) reported occurrences during the same month (May) of 2018.

The category of Break & Enter saw the next highest increase of 160% with thirteen (13) reported occurrences in May 2019 compared to five (5) reported occurrences in April 2019. The monthly average of Break & Enter occurrences in 2019 is eight (8).

A review of the Break & Enter occurrences revealed five (5) of the occurrences involved the suspect(s) breaking a window to a residence, entering and stealing various items such as: jewellery, alcohol, electronics, cash and personal items. Two (2) reports were received of a break & enter to an unattached garage and a storage shed where tools, a chainsaw and a battery charger were stolen. The remaining occurrences involved a break & enter to a storage compound and a break & enter into a University where a TV was stolen.

The category of Theft saw a slight increase with eleven (11) additional occurrences being reported in May of 2019 compared to April 2019. Seven (7) reports of theft of bicycles were received, along with nine (9) shoplifting occurrences. Six (6) of the nine (9) shoplifting occurrences occurred at a business which employs a full time loss prevention officer. Ten (10) reported occurrences were received of Theft from a Motor Vehicle involving various property such as: tools, licence plates, fuel, lights, garage door openers, validation stickers and change. The category of Other Theft Under \$5,000 also involved ten (10) reported occurrences for the month of May 2019. These occurrences consisted of thefts from holiday trailers, the theft of an electrical meter, electronics, tires, a generator and lawn ornaments. One (1) report was also received of a theft of electricity.

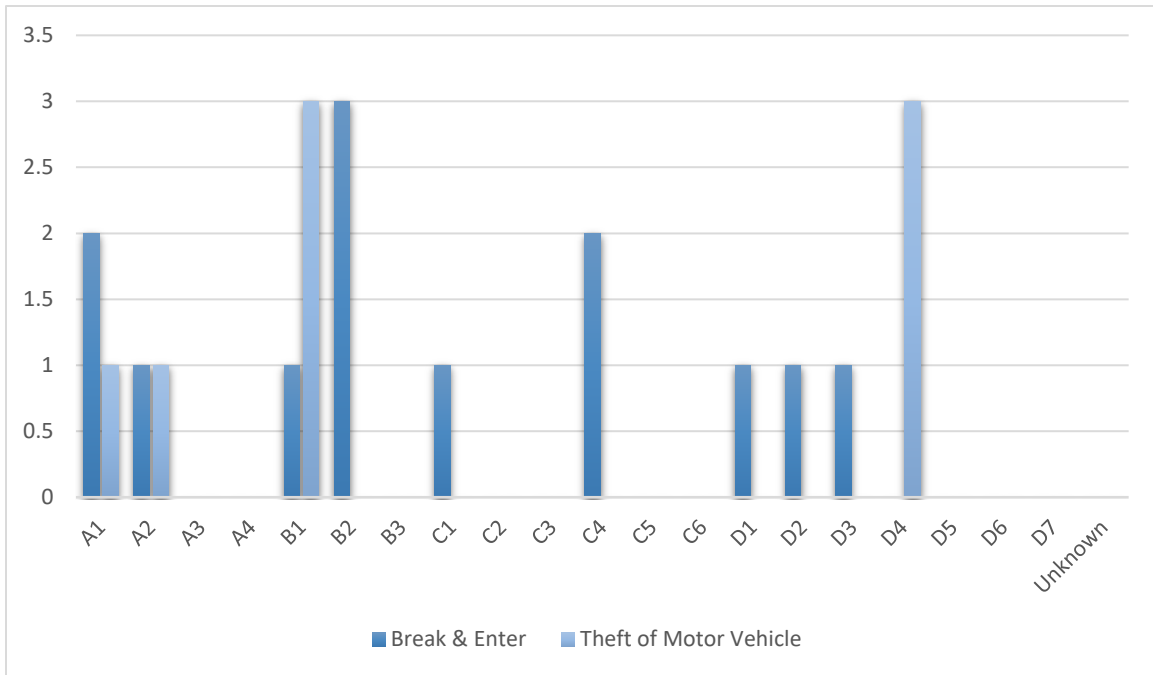
In May 2019, the category of Mischief doubled from the previous month's total, increasing from six (6) reported occurrences in April, to twelve (12) reported occurrences in May. These occurrences consisted of damages to locks & doors, tires being slashed, a vehicle window being broken, the seat of motorcycle being damaged and domestic, familial and neighbor disputes.

Eight Crime Indicators

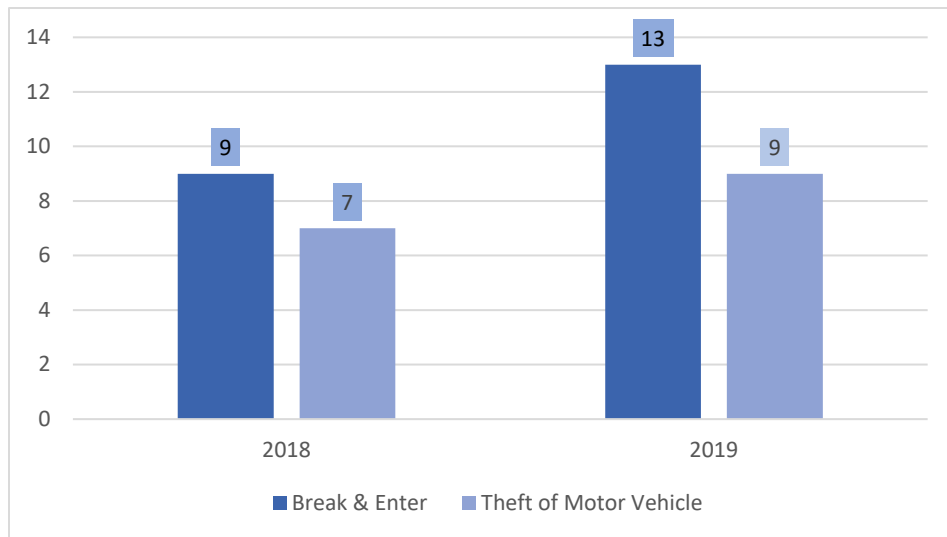
Information obtained from daily stats collections which varied by the end of the month due to scoring changes as a result of Police investigation.

May 2019						
Sunday	Monday	Tuesday	Wednesday	Thursday	Friday	Saturday
			1 Theft (x3)	2 B&E Theft (x3) Theft of MV	3 Assault (x2)	4 Assault
5 Theft (x2) Theft of MV	6 Theft (x2) Mischief	7 Theft	8 Theft Assault	9	10 Mischief	11 Mischief Assault
12 Theft Sexual Assault	13 B&E Theft	14 Mischief	15 Theft (x3)	16 Theft	17 Theft	18 B&E
19 B&E (x3) Theft	20 B&E	21 B&E Theft Theft of MV	22 Theft Mischief	23 B&E Theft (x5) Theft of MV Assault	24 Theft (x2) Theft of MV	25 B&E Assault
26 Theft Mischief	27 Theft (x2) Assault (x2)	28 B&E Theft	29 B&E Theft (x4) Assault	30 B&E Assault	31 Theft (x2) Theft of MV Mischief	

Break & Enter and Theft of Motor Vehicle Occurrence Zones

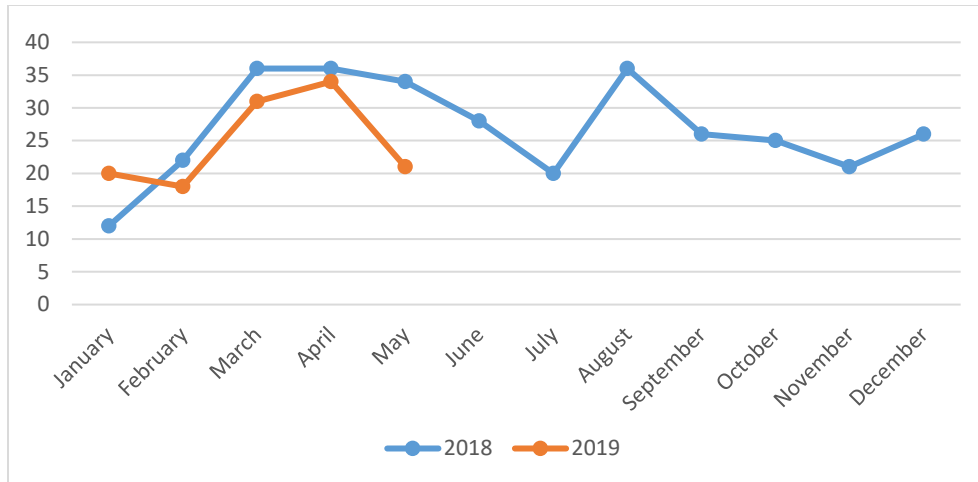


Break & Enter and Theft of Motor Vehicle May 2018 to May 2019



Crimes Against Persons

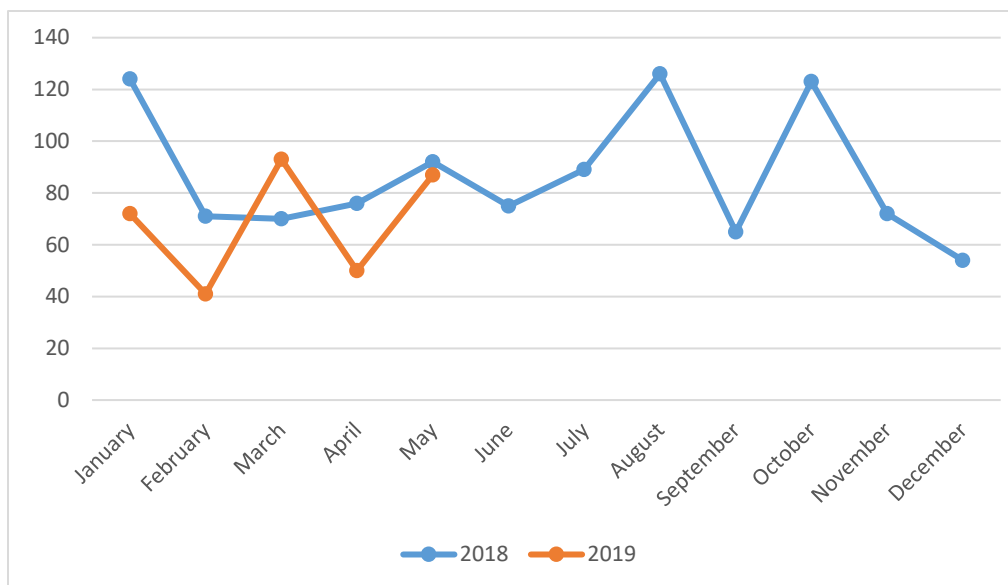
5 Year Monthly Average – 24



The total number of Crimes against Persons was 21 in May of 2019, compared to 34 in May of 2018.

Crimes Against Property

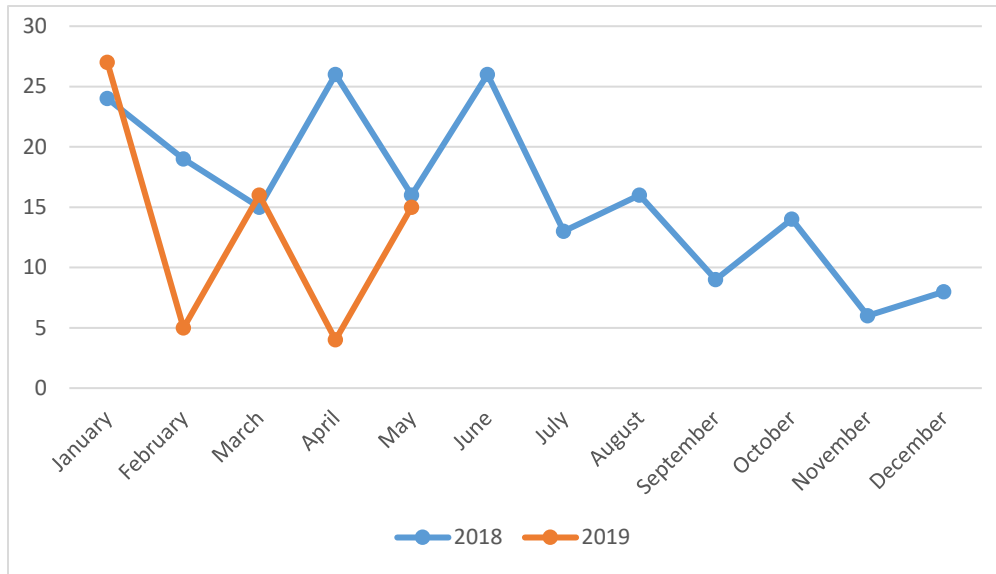
5 Year Monthly Average – 84



The total number of Crimes against Property in May 2019 was 87, compared to 92 in May of 2018.

Drug Occurrences

5 Year Monthly Average – 22



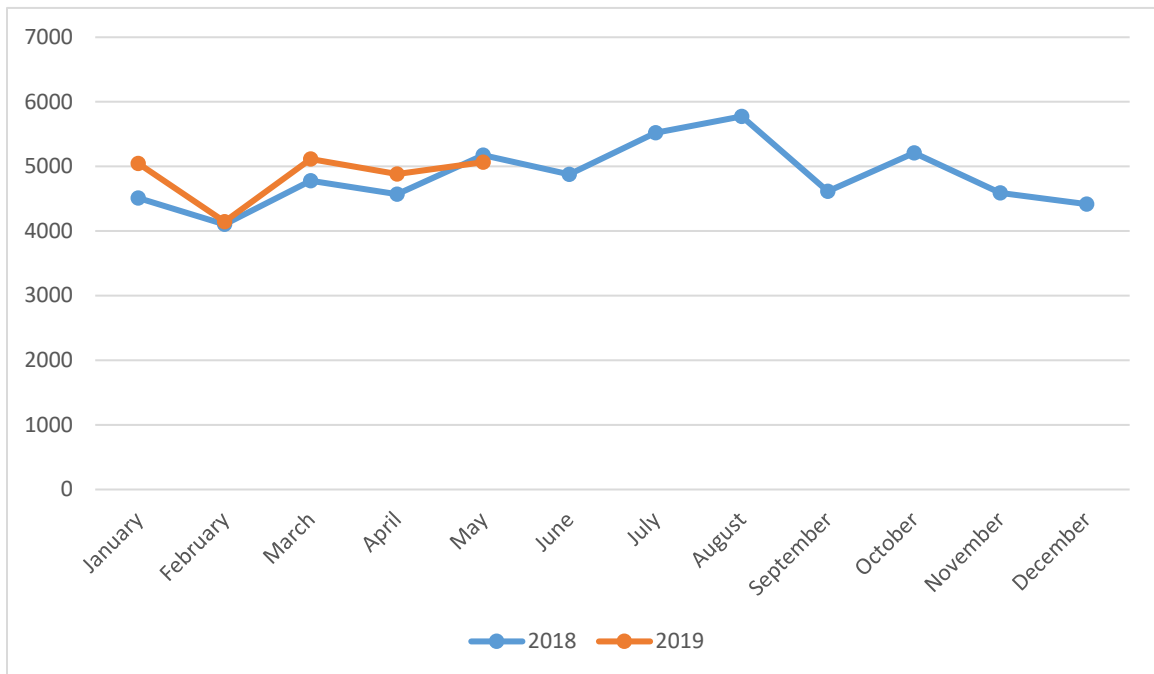
There were 15 drug offence occurrences in May of 2019, compared to 16 in May of 2018.

Theft of Motor Vehicles

Date Reported	Occurrence Address	Zone	Attempted/Completed	Vehicle	Recovered	Recovery Location	Locked/Unlocked
May 1	52 Ave & 54 St	A2	Attempted	2002 Ford F150			Unlocked
May 2	50 Ave & 44 St	B1	Completed	2001 Ford F350	Recovered	Eckville, Alberta	Locked
May 5	48 Ave & 32 St	D4	Completed	2013 Ford Econoline	Recovered	Rocky Mountain House, Alberta	Unknown
May 5	48 Ave & 32 St	D4	Completed	2011 Ford Escape			Locked
May 21	50 Ave & 60 St	A1	Completed	2016 John Deere Gator TX	Recovered	Camrose, Alberta	Key in ignition
May 23	48 Ave & 35 St	D4	Completed	1977 Ford F250	Recovered	Killam, Alberta	Unlocked/ Key in Ignition
May 23	51 Ave 44 St	B1	Attempted	2003 Ford F150			
May 24	48 Ave & 48 St	B1	Completed	2008 Kawasaki EX250-J			Unknown

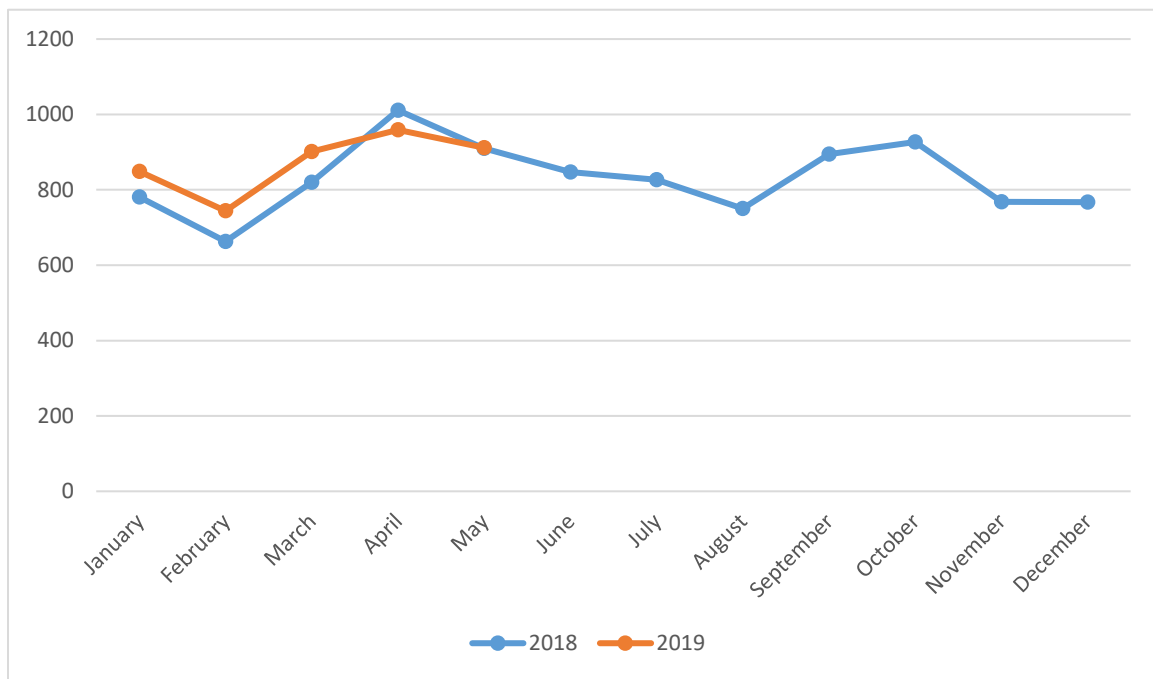
Calls Received by Communications

	January	February	March	April	May	June	July
Comm 1	1995	1654	2120	2008	2211		
Comm 2	2390	1998	2356	2164	2158		
911 Calls	662	494	639	711	696		
Totals	5047	4146	5115	4883	5065		



Front Counter Customers

	January	February	March	April	May	June	July
MVC	50	54	54	40	45		
PIC	147	126	173	203	182		
Complaint	93	70	70	74	102		
Other	559	494	604	642	583		
Totals	849	744	901	959	912		

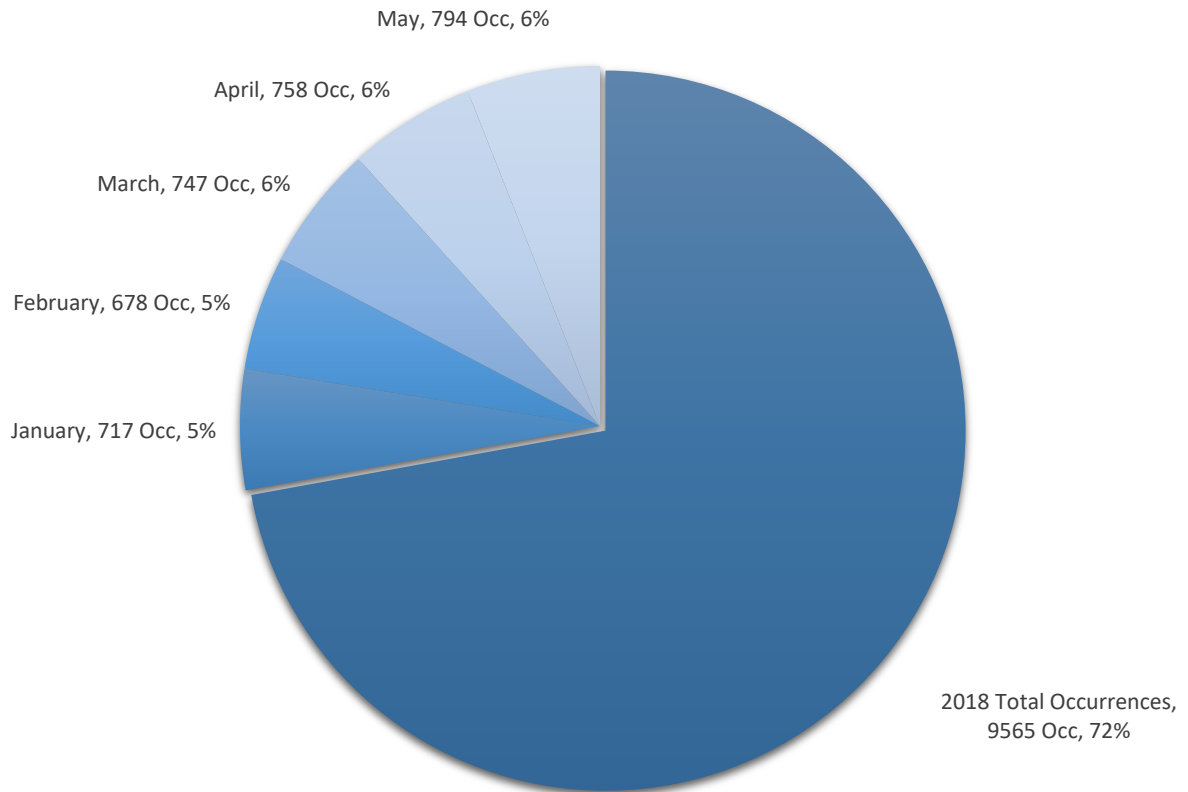


Note: The “Other” category captures situations where the public is attending the front counter to either pick up their Police Information Checks, Motor Vehicle Collisions, Court documents or make a general inquiry. It further contains situations where the public attends the Police Station, however does not have the required documents to complete a Police Information Check or Motor Vehicle Collision, volunteers attending the building and delivery personnel.

Number of Occurrences

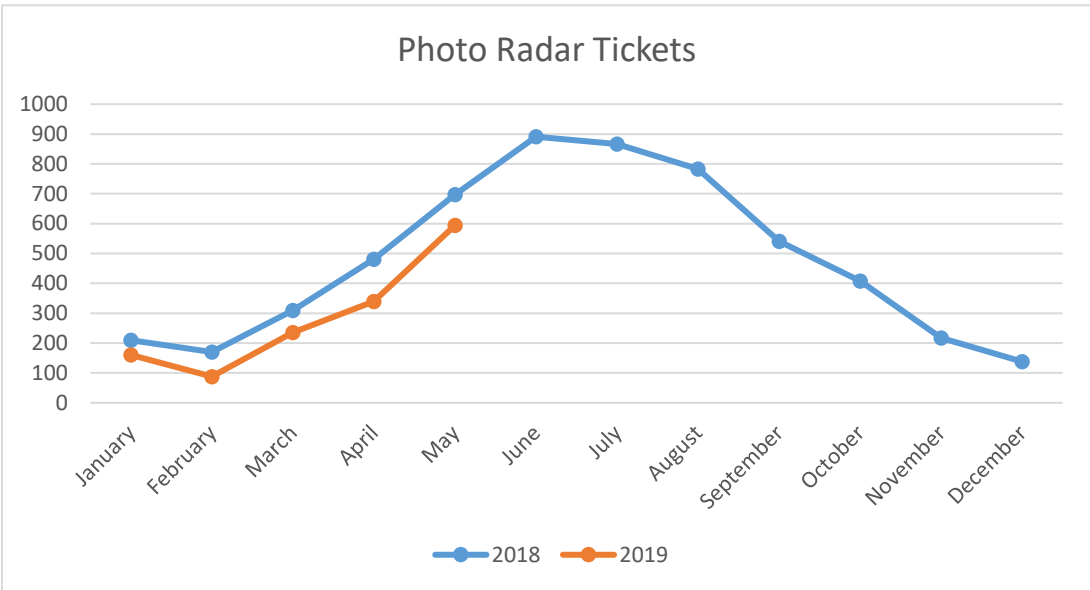
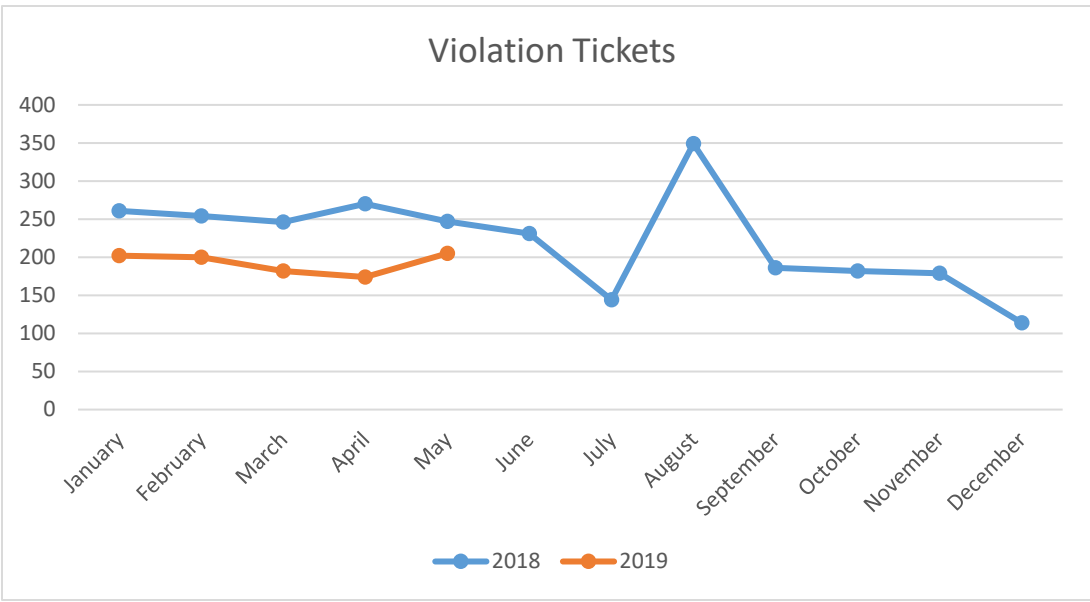
	January	February	March	April	May	June	July
Dispatched	300	295	341	310	398		
Total Occurrences	717	678	747	758	794		

2019 Occurrences



Violation Tickets Issued















	January	February	March	April	May	June	July
Violation Tickets	202	200	182	174	205		
Photo Radar	160	88	235	339	594		
Total	362	288	417	513	799		



Monthly Comparisons

Crimes Against Persons					
	Compared to same month last year	2018 Yr Total	May 2018	May 2019	5 Yr Average
Homicide		0	0	0	0
Robbery		2	0	0	3
Sexual Assault		35	6	1	22
Assault		166	16	14	169
Criminal Harassment		16	1	0	18
Uttering Threats		62	5	6	58
Crimes Against Property					
	Compared to same month last year	2018 Yr Total	May 2018	May 2019	5 Yr Average
Break and Enter		120	9	13	92
Business		35	2	1	30
Residential		44	3	9	34
Other (Detached Garden Shed)		40	4	3	28
Theft of Motor Vehicles		60	7	8	62
Car		12	3	0	11
Truck/SUV		42	4	5	38
Motorcycle		0	0	1	1
Other (Van, ATV, Snowmobile, boat, etc)		6	0	2	12
Theft Over \$5,000		10	0	0	9
Theft from Motor Vehicles		0	0	0	2
Shoplifting Over \$5,000		0	0	0	1
Other Thefts Over \$5,000		10	0	0	7
Thefts Under \$5,000		414	38	37	401
Thefts from Motor Vehicles		92	5	10	120
Shoplifting Under \$5,000		157	13	9	108
Other Thefts Under \$5,000		165	20	18	174

Monthly Comparisons (cont'd)

Crimes Against Property Continued						
		Compared to same month last year	2018 Yr Total	May 2018	May 2019	5 Yr Average
Mischief			123	7	12	185
Frauds			168	18	9	141
	Credit Card		16	0	0	19
	General Fraud		140	12	7	116
	Forgery & Uttering		9	0	0	3
	Other (Counterfeiting, Personation)		3	6	2	4
Drug Offences						
		Compared to same month last year	2018 Yr Total	May 2018	May 2019	5 Yr Average
Possession			167	11	13	215
	Cocaine		20	0	2	24
	Methamphetamine		42	0	10	37
	Other		63	11	1	57
Trafficking/Possession for the Purpose of Trafficking			25	4	0	38
	Cocaine		7	2	0	18
	Methamphetamine		8	2	0	8
	Other		10	0	0	12